




---

**Dimensions**


---

Product dimensions (mm)	ø90 x 67
Packing dimensions (mm)	97 x 97 x 106
Net weight (g)	191
Gross weight (Kg)	0,223
Drilling hole (mm)	Ø75

---



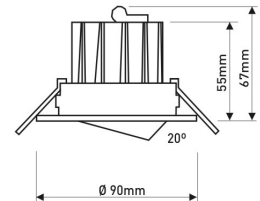
---

**Scheme**


---

**Scheme**


---










---

### Small format adjustable downlight from the TROLL family Downled.

---

**DESCRIPTION**

Small format adjustable downlight from the TROLL family Downled setting an advanced and innovative thermal balance system through passive dissipation with stable colour temperature of 3000° K (warm white) optimised to be used as general & accent lighting for commercial areas shop-windows and different indoor spaces. Designed for ceiling recessed installation. Luminaire body built in die-cast aluminium finished in black. Optical group is IP44 on the visible frontal area. Luminaire built-in an high efficiency faceted reflector made of high purity aluminium with an angle beam of 40°. Luminaire sets a 7 W LED source with CRI higher than 85 % and a chromatic dispersion lower than 5 SMCD. Luminaire sets a ball joint system which allows tilting 20°. Fixture has a luminous flux of 452 Lm, with an efficiency of 64,6 Lm/W and a total consumption of 7 W. The average life for the luminaire is 35000 h (stabilised at a minimum flux of 70 % from the original). Luminaire built-in an auxiliary gear DALI dimmable fed at 220-240V; 50/60 Hz.

Item code	0147L/8340DD/04
Product type	IN
Category	Recessed Downlights
Family	Downled
Subfamily	Downled
Materials	Luminaire body built in die-cast aluminium.
Optical system	Luminaire built-in a high efficiency faceted reflector made of high purity aluminium.
Installation instructions	Luminaire designed for ceiling recessed installation.
Pictograms	     

---

**Product**


---

Real power (W)	7
Real luminous flux (Lm)	452
Luminous efficiency (Lm/W)	64,6
Beam angle (°)	40
Life time (h)	35000
IP	44/20
Electrical class insulation	Class 2
Operating temperature	from -20° C to 35° C
Electrical feeding	220..240V, 50/60Hz
Colour	Black
Energy efficiency class	A

---



---

**Control gear**


---

Control gear included	Yes
Control gear	DALI Dimmable Electronic Control Gear
Factor de potencia	0,94

---



---

**Light source**


---

Light source included	Yes
Light source	Led
Nominal power (W)	7
Nominal luminous flux (Lm)	650
Colour temperature (K)	3000
Colour consistency (SDCM)	5
CRI	80

---



---

**Photometry**


---

Photometry

