

Dimensions

Product dimensions (mm)	ø120 x 45
Packing dimensions (mm)	125 x 125 x 50
Net weight (g)	355
Gross weight (Kg)	0,53

Scheme

Scheme



Product

Real power (W)	8
Real luminous flux (Lm)	355
Luminous efficiency (Lm/W)	44,4
Beam angle (°)	120
Life time (h)	35000
IP	44
Electrical class insulation	Class 1
Operating temperature	
Electrical feeding	220..240V, 50/60Hz
Colour	White
Energy efficiency class	A

Control gear

Control gear included	Yes
Control gear	Electronic Control Gear
Factor de potencia	0,94

Light source




Light source included	Yes
Light source	Led
Nominal power (W)	7
Nominal luminous flux (Lm)	426
Colour temperature (K)	3000
CRI	80

Photometry

Round format fix downlight from the TROLL family Basic.

DESCRIPTION

Round format fix downlight from the TROLL family Basic setting an advanced and innovative thermal balance system through passive dissipation with stable colour temperature of 3000° K (warm white) optimised to be used as general indoor lighting for offices, hospitals commercial areas or residential & contract spaces. Designed for wall or ceiling surface mounted. Luminaire body built in die-cast aluminium finished in white. Optical group is IP44. Luminaire built-in a Polycarbonate opal diffuser with an angle beam of 120°. Luminaire sets a 8 W LED source with CRI higher than 85 % and a chromatic dispersion lower than 3 SMCD. Fixture has a luminous flux of 355 Lm, with an efficiency of 44,4 Lm/W and a total consumption of 8 W. The average life for the luminaire is 35000 h (stabilised at a minimum flux of 70 % from the original). Luminaire built-in an auxiliary gear ON/OFF fed at 220-240V; 50/60 Hz.

Item code	0250L/M183S/33
Product type	IN
Category	Surface Downlights
Family	Basic
Subfamily	Basic S
Materials	Luminaire body built in die-cast aluminium.
Optical system	Luminaire built-in a Polycarbonate opal diffuser.
Installation instructions	Luminaire designed for wall or ceiling surface mounted.
Pictograms	  

Photometry

