




---

**Dimensions**


---

Product dimensions (mm)	185 x 342 x 149
Packing dimensions (mm)	195 x 352 x 159
Drilling hole (mm)	170 x 325

---



---

**Scheme**

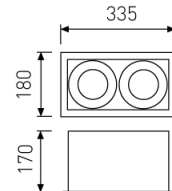

---



---

**Scheme**


---









---

## Double head square cardanic downlight with trim from the TROLL family ZAS Cardan.

---

**DESCRIPTION**

Double head square cardanic downlight with trim from the TROLL family ZAS Cardan setting an advanced and innovative thermal balance system through passive dissipation with stable colour temperature of 4000° K (neutral white) optimised to be used as general indoor lighting for offices, hospitals commercial areas or residential & contract spaces. Designed for ceiling recessed installation. Luminaire body made from Lacquered stainless steel sheet with headlights and heat-sinks built in die cast aluminium finished in white. Luminaire is IP20. Luminaire built-in an double head setting faceted reflector made in high purity aluminium with an angle beam of 30°(20° and 60° reflectors available as accessory). Luminaire sets a 28 W LED source with CRI higher than 85 % and a chromatic dispersion lower than 3 SMCD. Luminaire sets a ball joint system which allows rotation 355° and tilting 35°. Fixture has a luminous flux of 2 x 2262 Lm, with an efficiency of 80,8 Lm/W and a total consumption of 2 x 28 W. The average life for the luminaire is 50000 h (stabilised at a minimum flux of 70 % from the original). Luminaire built-in an auxiliary gear ON/OFF fed at 220-240V; 50/60 Hz.

Item code	0458L/2/8430/53
Product type	IN
Category	Recessed Downlights
Family	ZAS
Subfamily	ZAS Cardan
Materials	Luminaire body made from Lacquered stainless steel sheet with headlights and heat-sinks built in die cast aluminium.
Optical system	Luminaire built-in a double head setting faceted reflector made in high purity aluminium.
Installation instructions	Luminaire designed for ceiling recessed installation.
Pictograms	    

---

**Product**


---

Real power (W)	2 x 28
Real luminous flux (Lm)	2 x 2262
Luminous efficiency (Lm/W)	80,8
Beam angle (°)	30
Life time (h)	50000
IP	20
Electrical class insulation	Class 2
Operating temperature	from -20°C to 35°C
Electrical feeding	220..240V, 50/60Hz
Colour	White
Energy efficiency class	A

---



---

**Control gear**


---

Control gear included	Yes
Control gear	Electronic Control Gear
Factor de potencia	0,98

---



---

**Light source**


---

Light source included	Yes
Light source	Led
Nominal power (W)	2 x 25
Nominal luminous flux (Lm)	2 x 3500
Average life time (h)	50000
Colour temperature (K)	4000
Colour consistency (SDCM)	3
CRI	80

---



---

**Accessories**


---

05/0458L/20	20° - Reflector.
-------------	------------------

Picture



Scheme



05/0458L/60

60° - Reflector.

Picture



Scheme

