




---

**Dimensions**


---

Product dimensions (mm)	185 x 185 x 179
Packing dimensions (mm)	195 x 195 x 189
Drilling hole (mm)	170 x 170

---

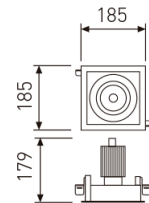


---

**Scheme**


---

Scheme




---

**singled square cardanic downlight with trim from the TROLL family ZAS Cardan.**


---

**DESCRIPTION**

singled square cardanic downlight with trim from the TROLL family ZAS Cardan setting an advanced and innovative thermal balance system through passive dissipation with stable colour temperature of 3000° K (warm white) optimised to be used as general indoor lighting for offices, hospitals commercial areas or residential & contract spaces. Designed for ceiling recessed installation. Luminaire body made from Lacquered stainless steel sheet with headlights and heat-sinks built in die cast aluminium finished in grey. Luminaire is IP20. Luminaire built-in an head setting faceted reflector made in high purity aluminium with an angle beam of 30°/20° and 60° reflectors available as accessory). Luminaire sets a 38 W LED source with CRI higher than 85 % and a chromatic dispersion lower than 3 SMCD. Luminaire sets a ball joint system which allows rotation 355° and tilting 35°. Fixture has a luminous flux of 2651 Lm, with an efficiency of 66,3 Lm/W and a total consumption of 40 W. The average life for the luminaire is 50000 h (stabilised at a minimum flux of 70 % from the original). Luminaire built-in an auxiliary gear ON/OFF fed at 220-240V; 50/60 Hz.

---

Item code	0462L/8330/21
-----------	---------------

---

Product type	IN
--------------	----

---

Category	Recessed Downlights
----------	---------------------

---

Family	Zas
--------	-----

---

Subfamily	Zas Cardan
-----------	------------

---

Materials	Luminaire body made from Lacquered stainless steel sheet with headlights and heat-sinks built in die cast aluminium.
-----------	--

---

Optical system	Luminaire built-in a head setting faceted reflector made in high purity aluminium.
----------------	--

---

Installation instructions	Luminaire designed for ceiling recessed installation.
---------------------------	---

---

Pictograms	   
------------	---

---




---

**Product**


---

Real power (W)	40
Real luminous flux (Lm)	2651
Luminous efficiency (Lm/W)	66,3
Beam angle (°)	30
Life time (h)	50000
IP	20
Electrical class insulation	Class 2
Operating temperature	from -20°C to 35°C
Electrical feeding	220..240V, 50/60Hz
Colour	Grey
Energy efficiency class	A

---



---

**Control gear**


---

Control gear included	Yes
Control gear	Electronic Control Gear
Factor de potencia	0,98

---



---

**Light source**


---

Light source included	Yes
Light source	Led
Nominal power (W)	37
Nominal luminous flux (Lm)	5000
Average life time (h)	50000
Colour temperature (K)	3000
Colour consistency (SDCM)	3
CRI	80

---

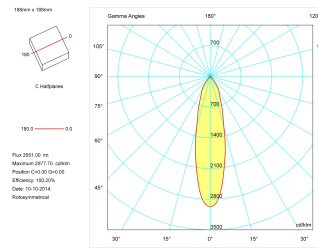


---

**Photometry**


---

Photometry



Accessories

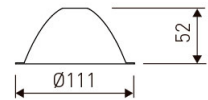
05/0458L/20

20° - Reflector.

Picture



Scheme



05/0458L/60

60° - Reflector.

Picture



Scheme

