

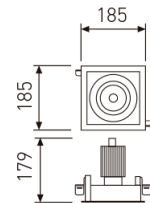


Dimensions

Product dimensions (mm)	185 x 185 x 179
Packing dimensions (mm)	195 x 195 x 189
Drilling hole (mm)	170 x 170

Scheme

Scheme



singled square cardanic downlight with trim from the TROLL family ZAS Cardan.

DESCRIPTION

singled square cardanic downlight with trim from the TROLL family ZAS Cardan setting an advanced and innovative thermal balance system through passive dissipation with stable colour temperature of 3000° K (warm white) optimised to be used as general indoor lighting for offices, hospitals commercial areas or residential & contract spaces. Designed for ceiling recessed installation. Luminaire body made from Lacquered stainless steel sheet with headlights and heat-sinks built in die cast aluminium finished in white. Luminaire is IP20. Luminaire built-in an head setting faceted reflector made in high purity aluminium with an angle beam of 30°(20° and 60° reflectors available as accessory). Luminaire sets a 38 W LED source with CRI higher than 85 % and a chromatic dispersion lower than 3 SMCD. Luminaire sets a ball joint system which allows rotation 355° and tilting 35°. Fixture has a luminous flux of 2651 Lm, with an efficiency of 66,3 Lm/W and a total consumption of 40 W. The average life for the luminaire is 50000 h (stabilised at a minimum flux of 70 % from the original). Luminaire built-in an auxiliary gear ON/OFF fed at 220-240V; 50/60 Hz.

Item code	0462L/8330/53
-----------	---------------

Product type	IN
--------------	----

Category	Recessed Downlights
----------	---------------------

Family	Zas
--------	-----

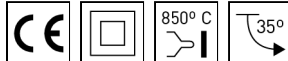
Subfamily	Zas Cardan
-----------	------------

Materials	Luminaire body made from Lacquered stainless steel sheet with headlights and heat-sinks built in die cast aluminium.
-----------	--

Optical system	Luminaire built-in a head setting faceted reflector made in high purity aluminium.
----------------	--

Installation instructions	Luminaire designed for ceiling recessed installation.
---------------------------	---

Pictograms	   
------------	---



Product

Real power (W)	40
Real luminous flux (Lm)	2651
Luminous efficiency (Lm/W)	66,3
Beam angle (°)	30
Life time (h)	50000
IP	20
Electrical class insulation	Class 2
Operating temperature	from -20°C to 35°C
Electrical feeding	220..240V, 50/60Hz
Colour	White
Energy efficiency class	A

Control gear

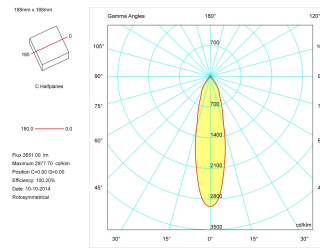
Control gear included	Yes
Control gear	Electronic Control Gear
Factor de potencia	0,98

Light source

Light source included	Yes
Light source	Led
Nominal power (W)	37
Nominal luminous flux (Lm)	5000
Average life time (h)	50000
Colour temperature (K)	3000
Colour consistency (SDCM)	3
CRI	80

Photometry

Photometry



Accessories

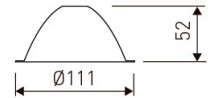
05/0458L/20

20° - Reflector.

Picture



Scheme



05/0458L/60

60° - Reflector.

Picture



Scheme

