

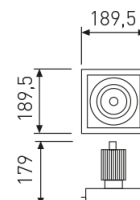


Dimensions

| | |
|-------------------------|---------------------|
| Product dimensions (mm) | 189,5 x 189,5 x 179 |
| Packing dimensions (mm) | 199,5 x 199,5 x 189 |
| Drilling hole (mm) | 165 x 165 |

Scheme

Scheme

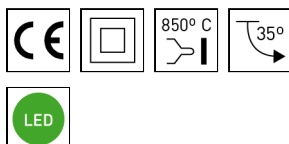


Single head square trimless cardanic downlight from the TROLL family Zas Cardan.

DESCRIPTION

Single head square trimless cardanic downlight from the TROLL family Zas Cardan setting an advanced and innovative thermal balance system through passive dissipation with stable colour temperature of 3000° K (warm white) optimised to be used as general indoor lighting for offices, hospitals commercial areas or residential & contract spaces. Designed for ceiling recessed installation. Luminaire body made from Lacquered stainless steel sheet with headlights and heat-sinks built in die cast aluminium finished in white. Luminaire is IP20. Luminaire built-in an head setting faceted reflector made in high purity aluminium with an angle beam of 30°(20° and 60° reflectors available as accessory). Luminaire sets a 38 W LED source with CRI higher than 85 % and a chromatic dispersion lower than 3 SMCD. Luminaire sets a ball joint system which allows rotation 355° and tilting 35°. Fixture has a luminous flux of 2651 Lm, with an efficiency of 66,3 Lm/W and a total consumption of 40 W. The average life for the luminaire is 50000 h (stabilised at a minimum flux of 70 % from the original). Luminaire built-in an auxiliary gear ON/OFF ed at 220-240V; 50/60 Hz.

| | |
|---------------------------|--|
| Item code | 0562L/8330/53 |
| Product type | IN |
| Category | Recessed Downlights |
| Family | Zas |
| Subfamily | Zas Cardan |
| Materials | Luminaire body made from Lacquered stainless steel sheet with headlights and heat-sinks built in die cast aluminium. |
| Optical system | Luminaire built-in a head setting faceted reflector made in high purity aluminium. |
| Installation instructions | Luminaire designed for ceiling recessed installation. |

Pictograms


Product

| | |
|-----------------------------|--------------------|
| Real power (W) | 40 |
| Real luminous flux (Lm) | 2651 |
| Luminous efficiency (Lm/W) | 66,3 |
| Beam angle (°) | 30 |
| Life time (h) | 50000 |
| IP | 20 |
| Electrical class insulation | Class 2 |
| Operating temperature | from -20°C to 35°C |
| Electrical feeding | 220..240V, 50/60Hz |
| Colour | White |
| Energy efficiency class | A |

Control gear

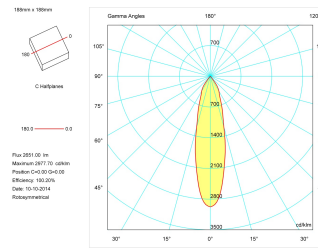
| | |
|-----------------------|-------------------------|
| Control gear included | Yes |
| Control gear | Electronic Control Gear |
| Factor de potencia | 0,98 |

Light source

| | |
|----------------------------|-------|
| Light source included | Yes |
| Light source | Led |
| Nominal power (W) | 37 |
| Nominal luminous flux (Lm) | 5000 |
| Average life time (h) | 50000 |
| Colour temperature (K) | 3000 |
| Colour consistency (SDCM) | 3 |
| CRI | 80 |

Photometry

Photometry



Accessories

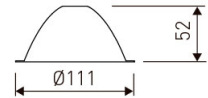
05/0458L/20

20° - Reflector.

Picture



Scheme



05/0458L/60

60° - Reflector.

Picture



Scheme

