

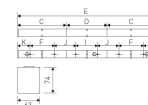


## Dimensions

Product dimensions (mm) 63 x 1122 x 74

## Scheme

## Scheme






2680 / L=1200 C=1122 D=1122 E=3376 F=1000 h=1000 J=122 K=66  
4480 / L=1200 C=1122 D=1122 E=3376 F=1000 h=1000 J=122 K=66  
3250 / L=1500 C=1487 D=1482 E=4216 F=1200 h=1200 J=202 K=106  
3580 / L=1500 C=1487 D=1482 E=4216 F=1200 h=1200 J=202 K=106  
3900 / L=1700 C=1687 D=1682 E=5056 F=1500 h=1500 J=182 K=96  
3900 / L=1700 C=1687 D=1682 E=5056 F=1500 h=1500 J=182 K=96

## 1200 mm length LED linear surface mounted or hanging luminaire for continuous line use from the TROLL family X-Line.

## DESCRIPTION

Type of product - for indoor uses. The way of mounting - surface mounted on slings or directly mounted to ceiling construction. Luminaire housing made of aluminum profile. Housing colour - anodised aluminum. Luminaire dimensions: length - 1122 mm, width - 63 mm, height - 74 mm. Optical system - micro prism diffuser made of polycarbonate. Luminaire is equipped with light source. Types of light sources - LED. Printed circuit board for mounting LED made of aluminum. Luminous flux of LED sources - 4712 lm. LED sources power - 29,6 W. Colour temperature of light source - 4000K. SDCM=3. CRI780. Durability of LED light sources - 60000 h (L80/B10). Luminous flux of the luminaire - 3534 lm. Power consumed by the luminaire - 32 W. Luminous efficacy of the luminaire - 110,44 lm/W. Type of power supply - electronic gear. Operational temperature range of the luminaire 5°C to 30°C. Protection level IP - IP44. Protection level IK - IK04. Protection against electric shock - class I. Certificates and admissions - CE. Additional information: luminaire to be mounted in the line, middle element, three-circuit. Accessories: slings, cross connectors, line connector.

Item code	0E1XLLC44CMICO
Product type	IN
Category	Surface Linears
Family	X-Line
Subfamily	X-Line Led
Materials	Luminaire housing made of aluminum profile.
Optical system	Optical system - micro prism diffuser made of polycarbonate.
Installation instructions	The way of mounting - surface mounted on slings or directly mounted to ceiling construction.
Pictograms	  

## Product

Real power (W)	32
Real luminous flux (Lm)	3534
Luminous efficiency (Lm/W)	110,44
Beam angle (°)	80
Life time (h)	60000 (L80B10)
IP	44
IK	4

Electrical class insulation	Class 1
Photobiological risk	0 - Exempt
Operating temperature	from 5°C to 30°C
Electrical feeding	220..240V, 50/60Hz
Colour	Anodized aluminum
Energy efficiency class	A++
Diffuser	Micro-prismatic diffuser

## Control gear

Control gear included	Yes
Control gear	Electronic Control Gear

## Light source

Light source included	Yes
Light source	Led
Nominal power (W)	25
Nominal luminous flux (Lm)	4644
Average life time (h)	60000
Colour temperature (K)	4000
Colour consistency (SDCM)	3
CRI	80

Accessories	
AG0E1XLL-SLED	X-LINE LUMINAIRES CONNECTORLED
AG6E1-600XLN1P	X-LINE ONE-POINT SUSPENSIONWITHOUT CORD 24 LENGTH 1,6M
AG6E1-600XLN1P-3	X-LINE ONE-POINT SUSPENSIONWITH THREE-WIRE CORD 24LENGTH 1,6M
AG6E1-600XLN1P-3W	X-LINE ONE-POINT SUSPENSIONWITH THREE-WIRE CORD 34LENGTH 1,6M
AG6E1-600XLN1PW	X-LINE ONE-POINT SUSPENSIONWITHOUT CORD 34 LENGTH 1,6M