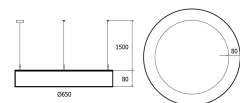




**Dimensions****Product dimensions (mm)** **ø650 x 80****Scheme****Scheme****Modern architectural luminaire designed with pure aesthetic circular lines from the Artshape Troll family.****DESCRIPTION**

Modern architectural luminaire designed with pure aesthetic circular lines from the Artshape Troll family. Luminaire has been designed to be suspended (1,5 m suspension set included). It build-in highly efficient LED light sources. Luminaire offers various options of luminous flux and colour temperature are available under request. Artshape allow achieve a unique arrangement of various premises and are thought to be used in spaces with high stylistic requirements. It is perfect for hotel atrium, office receptions, architectural studios, conference rooms or halls and corridors in exclusive buildings as well as for theatres or modern shops in shopping centres. Body is made of thin-walled aluminium profile finish in white. However other different finishes are possible according to RAL colour range. Emitting Surface is made of material with very good light diffusion parameters. Luminaire sets a 22 W LED source with CRI higher than 85 % and a chromatic dispersion lower than 2 SMCD. Fixture has a luminous flux of 1548 Lm, with an efficiency of 61.9 Lm/W and a total consumption of 25 W. The average life for the luminaire is 60000 (L80B10) h (established at a minimum flux of 70 % from the original). Luminaire built-in an auxiliary gear on/off fed at 220-240V; 50/60 Hz.

Item code	0SRSPU30W219Z
Product type	IN
Category	Architectural
Family	Artshape
Subfamily	Artshape Round
Materials	Body is made of thin-walled aluminium profile finish in white. However other different finishes are possible according to RAL colour range.
Optical system	Artshape build-in highly efficient LED light sources. Luminaire offers various options of luminous flux and colour temperature are available under request. Emitting Surface is made of material with very good light diffusion parameters.
Installation instructions	Luminaire has been designed to be suspended (1,5 m suspension set included). Versions for ceiling surface installation are possible on demand.
Pictograms	 

Product

Real power (W)	25
Real luminous flux (Lm)	1548
Luminous efficiency (Lm/W)	61.9
Beam angle (°)	110
Life time (h)	60000 (L80B10)
IP	40
IK	04
Electrical class insulation	Class 1
Photobiological risk	0 - Exempt
Operating temperature	from 5° C to 30° C
Electrical feeding	220..240V, 50/60Hz
Colour	White
Energy efficiency class	A
Diffuser	PMMA opal diffuser

Control gear

Control gear included	Yes
Control gear	Electronic Control Gear
Factor de potencia	95

Light source

Light source included	Yes
Light source	Led
Nominal power (W)	22
Nominal luminous flux (Lm)	2976
Average life time (h)	60000
Colour temperature (K)	4000
Colour consistency (SDCM)	2
CRI	80