


**Dimensions**

|                         |                 |
|-------------------------|-----------------|
| Product dimensions (mm) | 595 x 1195 x 11 |
| Packing dimensions (mm) | 640 x 1240 x 50 |
| Net weight (g)          | 5760            |
| Gross weight (Kg)       | 6               |

**Scheme**




Scheme



**High efficiency luminaire 600 x 1200 for ridding ceilings with UGR < 19 from the TROLL family Panel Eco.**

**DESCRIPTION**

High efficiency luminaire 600 x 1200 for ridding ceilings with UGR < 19 from the TROLL family Panel Eco setting an advanced and innovative thermal balance system through passive dissipation with stable colour temperature of 3000° K (warm white) optimised to be used as general lighting of offices, schools, commercial areas or architectural spaces. Designed for ceiling recessed installation. Luminaire body made from stainless steel sheet finished in white. Luminaire is IP40. Luminaire built-in a Polycarbonate opal diffuser with an angle beam of 95°. Luminaire sets a 36 W LED source with CRI higher than 85 % and a chromatic dispersion lower than 3 SMCD. Luminaire UGR<19. Fixture has a luminous flux of 5481 Lm, with an efficiency of 80,6 Lm/W and a total consumption of 68 W. The average life for the luminaire is 50000 h (stabilised at a minimum flux of 70 % from the original). Luminaire built-in an 1-10V dimmable electronic control gear fed at 220-240V; 50/60 Hz.

|                           |   |
|---------------------------|---|
| Item code                 | 11.0040.3312.33   |
| Product type              | IN  |
| Category                  | Recessed Luminaires   |
| Family                    | Panel   |
| Subfamily                 | Eco Panel   |
| Materials                 | Luminaire body made from stainless steel sheet.   |
| Optical system            | Luminaire built-in a Polycarbonate opal diffuser.   |
| Installation instructions | Luminaire designed for ceiling recessed installation.   |
| Pictograms                |    |

**Product**

|                             |                    |
|-----------------------------|--------------------|
| Real power (W)              | 68                 |
| Real luminous flux (Lm)     | 5481               |
| U.G.R. (%)                  | < 19               |
| Luminous efficiency (Lm/W)  | 80,6               |
| Beam angle (°)              | 95                 |
| Life time (h)               | 50000              |
| IP                          | 40/20              |
| IK                          | 05                 |
| Electrical class insulation | Class 2            |
| Operating temperature       | from -20°C to 35°C |
| Electrical feeding          | 220..230V, 50/60Hz |
| Colour                      | White              |
| Energy efficiency class     | A                  |
| Diffuser                    | UGR<19             |

**Control gear**

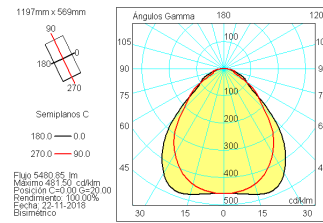
|                       |  |
|-----------------------|--|
| Control gear included | Yes                                    |
| Control gear          | 1-10V Dimmable Electronic Control Gear |

**Light source**

|                            |      |
|----------------------------|------|
| Light source included      | Yes  |
| Light source               | Led  |
| Nominal power (W)          | 64   |
| Nominal luminous flux (Lm) | 6029 |
| Colour temperature (K)     | 3000 |
| Colour consistency (SDCM)  | 3    |
| CRI                        | 80   |

**Photometry**

**Photometry**



**Accessories**

- |                        |  |
|------------------------|--|
| <b>11.1615.0003.33</b> | <b>Accessory for installation on surface.</b>                    |
| <b>11.1615.0013.33</b> | <b>Accessory for hanging installation with frame 600 x 1200.</b> |