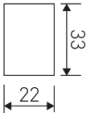






| Dimensions | |
|-------------------------|---------------|
| Product dimensions (mm) | 22 x 585 x 33 |
| Scheme | |
| Scheme | |



Decorative LED batten from the TROLL family Ledline.

DESCRIPTION

Decorative LED batten from the TROLL family Ledline setting an advanced and innovative thermal balance system through passive dissipation with stable colour temperature of 3000° K (warm white) optimised to be used as lighting small spaces such as furniture and shelves. Designed for wall or ceiling surface mounted. Luminaire body made of extruded synthetic material finished in white. Luminaire built-in a Polycarbonate opal diffuser with an angle beam of 105°. Luminaire sets a 10 W LED source with CRI higher than 80 % and a chromatic dispersion lower than 3 SMCD. Fixture has a luminous flux of 914 Lm, with an efficiency of 91,4 Lm/W and a total consumption of 10 W. The average life for the luminaire is 25000 h (stabilised at a minimum flux of 70 % from the original). Luminaire built-in an auxiliary gear ON/OFF fed at 220-240V ; 50/60 Hz.

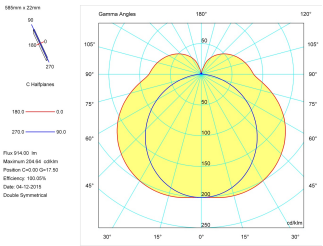
| | |
|---------------------------|---|
| Item code | 11.0200.0610.30 |
| Product type | IN |
| Category | Surface Linears |
| Family | Battens |
| Subfamily | Ledline |
| Materials | Luminaire body made of extruded synthetic material. |
| Optical system | Luminaire built-in a Polycarbonate opal diffuser. |
| Installation instructions | Luminaire designed for wall or ceiling surface mounted. |
| Pictograms |   |

| Product | |
|-----------------------------|--------------------|
| Real power (W) | 10 |
| Real luminous flux (Lm) | 914 |
| Luminous efficiency (Lm/W) | 91,4 |
| Beam angle (°) | 105 |
| Life time (h) | 25000 |
| IP | 20 |
| Electrical class insulation | Class 1 |
| Operating temperature | from -20°C to 35°C |
| Electrical feeding | 220..240V, 50/60Hz |
| Colour | Brilliant White |
| Energy efficiency class | A+ |

| Control gear | |
|-----------------------|-------------------------|
| Control gear included | Yes |
| Control gear | Electronic Control Gear |

| Light source | |
|----------------------------|------|
| Light source included | Yes |
| Light source | Led |
| Nominal power (W) | 9 |
| Nominal luminous flux (Lm) | 1051 |
| Colour temperature (K) | 3000 |
| CRI | 80 |

| Photometry | |
|------------|--|
| Photometry | |



Accessories

| | |
|-----------------|-----------------|
| 11.0200.0004.00 | Kit suspension. |
|-----------------|-----------------|

Picture

