

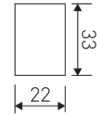


Dimensions

Product dimensions (mm) 22 x 885 x 33

Scheme

Scheme



Product

Real power (W)	15
Real luminous flux (Lm)	1314
Luminous efficiency (Lm/W)	87,6
Beam angle (°)	105
Life time (h)	25000
IP	20
Electrical class insulation	Class 1
Operating temperature	from -20°C to 35°C
Electrical feeding	220..240V, 50/60Hz
Colour	Brilliant White
Energy efficiency class	A

Control gear

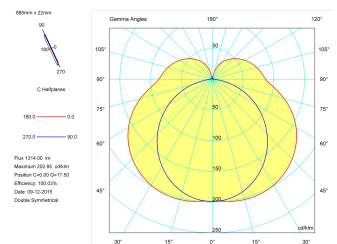
Control gear included	Yes
Control gear	Electronic Control Gear

Light source

Light source included	Yes
Light source	Led
Nominal power (W)	13,5
Nominal luminous flux (Lm)	1511
Colour temperature (K)	3000
CRI	80

Photometry

Photometry





Accessories

Decorative LED batten from the TROLL family Ledline.

DESCRIPTION

Decorative LED batten from the TROLL family Ledline setting an advanced and innovative thermal balance system through passive dissipation with stable colour temperature of 3000° K (warm white) optimised to be used as lighting small spaces such as furniture and shelves. Designed for wall or ceiling surface mounted. Luminaire body made of extruded synthetic material finished in white. Luminaire built-in a Polycarbonate opal diffuser with an angle beam of 105°. Luminaire sets a 15 W LED source with CRI higher than 80 % and a chromatic dispersion lower than 3 SMCD. Fixture has a luminous flux of 1314 Lm, with an efficiency of 87,6 Lm/W and a total consumption of 15 W. The average life for the luminaire is 25000 h (stabilised at a minimum flux of 70 % from the original). Luminaire built-in an auxiliary gear ON/OFF fed at 220-240V; 50/60 Hz.

Item code	11.0200.0915.30
Product type	IN
Category	Surface Linears
Family	Battens
Subfamily	Ledline
Materials	Luminaire body made of extruded synthetic material.
Optical system	Luminaire built-in a Polycarbonate opal diffuser.
Installation instructions	Luminaire designed for wall or ceiling surface mounted.
Pictograms	 

11.0200.0004.00

Kit suspension.

Picture

