




---

**Dimensions**


---

|                         |            |
|-------------------------|------------|
| Product dimensions (mm) | Ø202 x 218 |
| Drilling hole (mm)      | Ø182       |

---

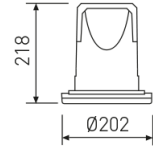


---

**Scheme**


---

Scheme




---

**Product**


---

|                             |                    |
|-----------------------------|--------------------|
| Real power (W)              | 28                 |
| Real luminous flux (Lm)     | 2233               |
| Luminous efficiency (Lm/W)  | 79,8               |
| Beam angle (°)              | 30                 |
| Life time (h)               | 50000              |
| IP                          | 65                 |
| IK                          | 6                  |
| Electrical class insulation | Class 2            |
| Operating temperature       | from -20°C to 35°C |
| Electrical feeding          | 220..240V, 50/60Hz |
| Colour                      | White              |
| Energy efficiency class     | A                  |

---



---

**Control gear**


---

|                       |                         |
|-----------------------|-------------------------|
| Control gear included | Yes                     |
| Control gear          | Electronic Control Gear |
| Factor de potencia    | 0,98                    |

---



---

**Light source**


---

|                            |      |
|----------------------------|------|
| Light source included      | Yes  |
| Light source               | Led  |
| Nominal power (W)          | 25,7 |
| Nominal luminous flux (Lm) | 2568 |
| Colour temperature (K)     | 3000 |
| CRI                        | 80   |

---



---

**Round format fix downlight from the TROLL family Num.**


---





---

**DESCRIPTION**


---

Round format fix downlight from the TROLL family Num setting an advanced and innovative thermal balance system through passive dissipation with stable colour temperature of 3000° K (warm white) optimised to be used as lighting of areas where waterproof features were required such as wet areas, clean rooms or outdoor porches. Designed for ceiling recessed installation. Body built in die-cast aluminium with frontal tempered glass and stainless steel fixing screws finished in white. Luminaire is IP65. Luminaire built-in an high efficiency faceted reflector made of high purity aluminium with an angle beam of 30°. Luminaire sets a 30 W LED source with CRI higher than 85 % and a chromatic dispersion lower than 3 SMCD. Fixture has a luminous flux of 2233 Lm, with an efficiency of 79,8 Lm/W and a total consumption of 28 W. The average life for the luminaire is 50000 h (stabilised at a minimum flux of 70 % from the original). Luminaire built-in an auxiliary gear ON/OFF fed at 220-240V; 50/60 Hz.

|                           |                                                                                                                                                                         |
|---------------------------|-------------------------------------------------------------------------------------------------------------------------------------------------------------------------|
| Item code                 | 11.0460.8310.33                                                                                                                                                         |
| Product type              | OUT                                                                                                                                                                     |
| Category                  | Recessed                                                                                                                                                                |
| Family                    | Num                                                                                                                                                                     |
| Subfamily                 | Num                                                                                                                                                                     |
| Materials                 | Body built in die-cast aluminium with frontal tempered glass and stainless steel fixing screws.                                                                         |
| Optical system            | Luminaire built-in a high efficiency faceted reflector made of high purity aluminium.                                                                                   |
| Installation instructions | Luminaire designed for ceiling recessed installation.                                                                                                                   |
| Pictograms                |   |

Photometry

Photometry

