



Dimensions

Product dimensions (mm)	ø110 x 190
Packing dimensions (mm)	227 x 157 x 145
Net weight (g)	750
Gross weight (Kg)	0,951
Drilling hole (mm)	Ø104

Product

Real power (W)	31
Real luminous flux (Lm)	1965/2010/2123
Luminous efficiency (Lm/W)	68
Beam angle (°)	10°/25°/50°
Life time (h)	50000
IP	20
Electrical class insulation	Class 1
Operating temperature	from -20 °C to 35 °C
Electrical feeding	220..230V, 50/60Hz
Energy efficiency class	A

Control gear

Control gear included	Yes
Control gear	DALI Dimmable Electronic Control Gear
Factor de potencia	0,95
Harmonic distortion (%)	< 20

Light source

Light source included	Yes
Light source	Led
Nominal power (W)	31
Nominal luminous flux (Lm)	2800
Average life time (h)	50000
Colour temperature (K)	3000
Colour consistency (SDCM)	3
CRI	80

Options

Led engine
1223






11.■■■■■.□□□□.□□

Fixed circular Luminaire DOWNLIGHT from family BRIM by TROLL.

DESCRIPTION

Adjustable round downlight from the TROLL family Brim setting an advanced and innovative thermal balance system through passive dissipation with stable colour temperature of 3000° K (warm white) optimised to be used as general & accent lighting for commercial areas shop-windows and different indoor spaces. Designed for ceiling recessed installation. Luminaire body built in die-cast aluminium finished in white. Luminaire is IP20. Luminaire built-in a primary reflector made of high purity aluminium plus an antiglare cone with an angle beam of 15°, 25° ó 50°. Luminaire sets a 31 W LED source with CRI higher than 85 % and a chromatic dispersion lower than 3 SMCD. Fixture has a luminous flux of 1965/2010/2123 Lm, with an efficiency of 68 Lm/W and a total consumption of 31 W. The average life for the luminaire is 50000 h (established at a minimum flux of 70 % from the original). Luminaire built-in a DALI dimmable electronic control gear fed at 220-240V; 50/60 Hz.

Item code	11.1223.XX00.XX
Product type	IN
Category	Recessed Downlights
Family	Brim
Subfamily	Brim T2 Cono
Materials	Luminaire body built in die-cast aluminium.
Optical system	Luminaire built-in a primary reflector made of high purity aluminium plus an antiglare cone.
Installation instructions	Luminaire designed for ceiling recessed installation.
Pictograms	  

Reflectors

10 = 10°
25 = 25°
50 = 50°



11.■■■■■.■□□.□□

Cone reflector

00.02 = Golden cone
00.04 = Black cone
00.21 = Grey cone
00.33 = White cone



11.■■■■■.■■■■■.■■

Accessories

11.1200.0001.00	Protection glass.
11.1200.0003.00	Anti glare honeycomb.
