



Dimensions

| | |
|-------------------------|-----------------|
| Product dimensions (mm) | ø110 x 190 |
| Packing dimensions (mm) | 227 x 157 x 145 |
| Net weight (g) | 750 |
| Gross weight (Kg) | 0,951 |
| Drilling hole (mm) | Ø104 |

Product

| | |
|-----------------------------|----------------------|
| Real power (W) | 22 |
| Real luminous flux (Lm) | 1350/ 1270/1210 |
| Luminous efficiency (Lm/W) | 62 |
| Beam angle (°) | 10°/25°/50° |
| Life time (h) | 50000 |
| IP | 20 |
| Electrical class insulation | Class 1 |
| Operating temperature | from -20 °C to 35 °C |
| Electrical feeding | 220..230V, 50/60Hz |
| Energy efficiency class | A |

Control gear

| | |
|-------------------------|-------------------------|
| Control gear included | Yes |
| Control gear | Electronic Control Gear |
| Factor de potencia | 0,95 |
| Harmonic distortion (%) | < 20 |

Light source

| | |
|----------------------------|-------|
| Light source included | Yes |
| Light source | Led |
| Nominal power (W) | 21 |
| Nominal luminous flux (Lm) | 1750 |
| Average life time (h) | 50000 |
| Colour temperature (K) | 4000 |
| Colour consistency (SDCM) | 3 |
| CRI | 80 |

Options

Led engine
1224






11.■■■■■.□□□□.□□

Fixed circular Luminaire DOWNLIGHT from family BRIM by TROLL.

DESCRIPTION

Adjustable round downlight from the TROLL family Brim setting an advanced and innovative thermal balance system through passive dissipation with stable colour temperature of 4000° K (cold white) optimised to be used as general & accent lighting for commercial areas shop-windows and different indoor spaces. Designed for ceiling recessed installation. Luminaire body built in die-cast aluminium finished in white. Luminaire is IP20. Luminaire built-in a primary reflector made of high purity aluminium plus an antiglare cone with an angle beam of 15°, 25° ó 50°. Luminaire sets a 21 W LED source with CRI higher than 85 % and a chromatic dispersion lower than 3 SMCD. Fixture has a luminous flux of 1350/ 1270/1210 Lm, with an efficiency of 62 Lm/W and a total consumption of 22 W. The average life for the luminaire is 50000 h (established at a minimum flux of 70 % from the original). Luminaire built-in an auxiliary gear ON/OFF fed at 220-240V; 50/60 Hz.

| | |
|---------------------------|---|
| Item code | 11.1224.XX00.XX |
| Product type | IN |
| Category | Recessed Downlights |
| Family | Brim |
| Subfamily | Brim T2 Cono |
| Materials | Luminaire body built in die-cast aluminium. |
| Optical system | Luminaire built-in a primary reflector made of high purity aluminium plus an antiglare cone. |
| Installation instructions | Luminaire designed for ceiling recessed installation. |
| Pictograms |    |

Reflectors

10 = 10°
25 = 25°
50 = 50°



11.■■■■■.■□□.□□

Cone reflector

00.02 = Golden cone
00.04 = Black cone
00.21 = Grey cone
00.33 = White cone



11.■■■■■.■■■■■.■■

Accessories

| | |
|-----------------|-----------------------|
| 11.1200.0001.00 | Protection glass. |
| 11.1200.0003.00 | Anti glare honeycomb. |
