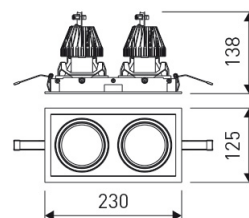


Dimensions

| | |
|-------------------------|-----------------|
| Product dimensions (mm) | 125 x 230 x 134 |
| Packing dimensions (mm) | 135 x 240 x 144 |
| Net weight (g) | 2423 |
| Drilling hole (mm) | 110 x 215 |

Scheme




Scheme



Double head square downlight with small format from the TROLL family Mini ZAS Cardan.

DESCRIPTION

Double head square downlight with small format from the TROLL family Mini ZAS Cardan setting an advanced and innovative thermal balance system through passive dissipation with stable colour temperature of 4000° K (neutral white) optimised to be used as general indoor lighting for offices, hospitals commercial areas or residential & contract spaces. Designed for ceiling recessed installation. Luminaire body made from Lacquered stainless steel sheet with headlights and heat-sinks built in die cast aluminium finished in white. Luminaire is IP20. Luminaire built-in an double head setting faceted reflector made in high purity aluminium with an angle beam of 20°. Luminaire sets a 13 W LED source with CRI higher than 85 % and a chromatic dispersion lower than 3 SMCD. Luminaire sets a ball joint system which allows 25° in both cardanic axels. Fixture has a luminous flux of 2 x 1175 Lm, with an efficiency of 2 x 75,8 Lm/W and a total consumption of 2 x 15,5 W. The average life for the luminaire is 50000 h (stabilised at a minimum flux of 70 % from the original). Luminaire built-in an auxiliary gear ON/OFF fed at 220-240V; 50/60 Hz.

| | |
|---------------------------|---|
| Item code | 11.1518.3841.33 |
| Product type | IN |
| Category | Recessed Downlights |
| Family | Zas |
| Subfamily | Mn ZAS Cardan |
| Materials | Luminaire body made from Lacquered stainless steel sheet with headlights and heat-sinks built in die cast aluminium. |
| Optical system | Luminaire built-in a double head setting faceted reflector made in high purity aluminium. |
| Installation instructions | Luminaire designed for ceiling recessed installation. |
| Pictograms |    |

Product

| | |
|-----------------------------|--------------------|
| Real power (W) | 2 x 15,5 |
| Real luminous flux (Lm) | 2 x 1175 |
| Luminous efficiency (Lm/W) | 2 x 75,8 |
| Beam angle (°) | 25 |
| Life time (h) | 50000 |
| IP | 20 |
| Electrical class insulation | Class 2 |
| Operating temperature | from -20°C to 35°C |
| Electrical feeding | 220..240V, 50/60Hz |
| Colour | White |
| Energy efficiency class | A |

Control gear

| | |
|-----------------------|-------------------------|
| Control gear included | Yes |
| Control gear | Electronic Control Gear |
| Factor de potencia | 0,99 |

Light source

| | |
|----------------------------|----------|
| Light source included | Yes |
| Light source | Led |
| Nominal power (W) | 2 x 13 |
| Nominal luminous flux (Lm) | 2 x 2000 |
| Average life time (h) | 50000 |
| Colour temperature (K) | 4000 |
| Colour consistency (SDCM) | 3 |
| CRI | 80 |

Photometry

Photometry

