

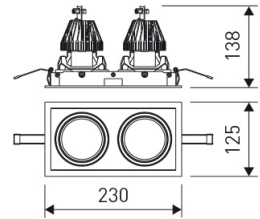


#### Dimensions

Product dimensions (mm)	125 x 230 x 134
Packing dimensions (mm)	135 x 240 x 144
Net weight (g)	2423
Drilling hole (mm)	110 x 215

#### Scheme




#### Scheme



## Double head square downlight with small format from the TROLL family Mini Zas Cardan.

#### DESCRIPTION

Double head square downlight with small format from the TROLL family Mini Zas Cardan setting an advanced and innovative thermal balance system through passive dissipation with stable colour temperature of 3000° K (warm white) optimised to be used as general indoor lighting for offices, hospitals commercial areas or residential & contract spaces. Designed for ceiling recessed installation. Luminaire body made from Lacquered stainless steel sheet with headlights and heat-sinks built in die cast aluminium finished in grey. Luminaire is IP20. Luminaire built-in an double head setting faceted reflector made in high purity aluminium with an angle beam of 20°. Luminaire sets a 25 W LED source with CRI higher than 85 % and a chromatic dispersion lower than 3 SMCD. Luminaire sets a ball joint system which allows 25° in both cardanic axels. Fixture has a luminous flux of 2 x 2108 Lm, with an efficiency of 2 x 72,7 Lm/W and a total consumption of 2 x 29 W. The average life for the luminaire is 50000 h (stabilised at a minimum flux of 70 % from the original). Luminaire built-in an auxiliary gear ON/OFF fed at 220-240V; 50/60 Hz.

Item code	11.1518.4831.21
Product type	IN
Category	Recessed Downlights
Family	Zas
Subfamily	Mn Zas Cardan
Materials	Luminaire body made from Lacquered stainless steel sheet with headlights and heat-sinks built in die cast aluminium.
Optical system	Luminaire built-in a double head setting faceted reflector made in high purity aluminium.
Installation instructions	Luminaire designed for ceiling recessed installation.
Pictograms	  

#### Product

Real power (W)	2 x 29
Real luminous flux (Lm)	2 x 2108
Luminous efficiency (Lm/W)	2 x 72,7
Beam angle (°)	25
Life time (h)	50000
IP	20
Electrical class insulation	Class 2
Operating temperature	from -20°C to 35°C
Electrical feeding	220..240V, 50/60Hz
Colour	Grey
Energy efficiency class	A

#### Control gear

Control gear included	Yes
Control gear	Electronic Control Gear
Factor de potencia	0,99

#### Light source

Light source included	Yes
Light source	Led
Nominal power (W)	2 x 25
Nominal luminous flux (Lm)	2 x 3400
Average life time (h)	50000
Colour temperature (K)	3000
Colour consistency (SDCM)	3
CRI	80

#### Photometry

Photometry

