

**Dimensions**

Product dimensions (mm)	ø108 x 210
Packing dimensions (mm)	330 x 160 x 170
Net weight (g)	1000
Gross weight (Kg)	1,1

Scheme**Scheme****Product**

Real power (W)	15
Real luminous flux (Lm)	1229
Luminous efficiency (Lm/W)	82
Beam angle (°)	12
Life time (h)	50000
IP	20
Electrical class insulation	Class 1
Operating temperature	from -20°C to 35°C
Electrical feeding	220..240V, 50/60Hz
Colour	Black
Energy efficiency class	A+

Control gear





Control gear included	Yes
Control gear	1-10V Dimmable Electronic Control Gear

Light source

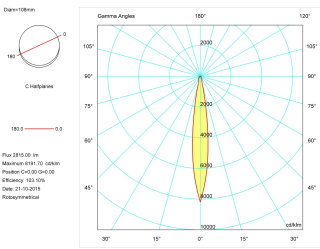
Light source included	Yes
Light source	Led
Nominal power (W)	13
Nominal luminous flux (Lm)	2000
Colour temperature (K)	4000
Colour consistency (SDCM)	3
CRI	80

Photometry**Monobloc cylindrical spotlight from the TROLL family Luxcan.****DESCRIPTION**

Monobloc cylindrical spotlight from the TROLL family Luxcan setting an advanced and innovative thermal balance system through passive dissipation with stable colour temperature of 4000° K (warm white) optimised to be used as general & accent lighting for commercial areas shop-windows and different indoor spaces. Designed for Installation on the TROLL triphasic track. Body built in extruded aluminium painted with high quality AXALTA coatings finished in black. Luminaire built-in an reflector made of high purity aluminium with an angle beam of 12°. Luminaire sets a 13 W LED source with CRI higher than 80 % and a chromatic dispersion lower than 3 SMCD. Luminaire sets a ball joint system which allows rotation 355° and tilting 90°. Fixture has a luminous flux of 1229 Lm, with an efficiency of 82 Lm/W and a total consumption of 15 W. The average life for the luminaire is 50000 h (stabilised at a minimum flux of 70 % from the original). Luminaire built-in an auxiliary gear 1-10V Dimmable fed at 220-240V; 50/60 Hz.

Item code	11.1523.2462.04
Product type	IN
Category	Tracklights
Family	Luxcan
Subfamily	Luxcan R
Materials	Body built in extruded aluminium painted with high quality AXALTA coatings.
Optical system	Luminaire built-in a reflector made of high purity aluminium.
Installation instructions	Luminaire designed for Installation on the TROLL triphasic track.
Pictograms	   

Photometry



Accessories

11.1523.0002.04	Honeycomb mesh for Luxcan Lens models.
2427/04	Surface base for spotlights with tree-phase adapter.

Picture



Scheme

