



#### Dimensions

|                         |                 |
|-------------------------|-----------------|
| Product dimensions (mm) | ø108 x 210      |
| Packing dimensions (mm) | 330 x 160 x 170 |
| Net weight (g)          | 1000            |
| Gross weight (Kg)       | 1,1             |

#### Scheme





Scheme



### Monobloc cylindrical spotlight from the TROLL family Luxcan.

#### DESCRIPTION

Monobloc cylindrical spotlight from the TROLL family Luxcan setting an advanced and innovative thermal balance system through passive dissipation with stable colour temperature of 4000° K (warm white) optimised to be used as general & accent lighting for commercial areas shop-windows and different indoor spaces. Designed for Installation on the TROLL triphasic track. Body built in extruded aluminium painted with high quality AXALTA coatings finished in black. Luminaire built-in a reflector made of high purity aluminium with an angle beam of 36°. Luminaire sets a 13 W LED source with CRI higher than 80 % and a chromatic dispersion lower than 3 SMCD. Luminaire sets a ball joint system which allows rotation 355° and tilting 90°. Fixture has a luminous flux of 1298 Lm, with an efficiency of 87 Lm/W and a total consumption of 15 W. The average life for the luminaire is 50000 h (stabilised at a minimum flux of 70 % from the original). Luminaire built-in an auxiliary gear ON/OFF fed at 220-240V; 50/60 Hz.

|                           |   |
|---------------------------|---|
| Item code                 | 11.1523.8466.04   |
| Product type              | IN  |
| Category                  | Tracklights   |
| Family                    | Luxcan  |
| Subfamily                 | Luxcan R  |
| Materials                 | Body built in extruded aluminium painted with high quality AXALTA coatings.   |
| Optical system            | Luminaire built-in a reflector made of high purity aluminium.   |
| Installation instructions | Luminaire designed for Installation on the TROLL triphasic track.   |
| Pictograms                |     |

#### Product

|                             |                    |
|-----------------------------|--------------------|
| Real power (W)              | 15                 |
| Real luminous flux (Lm)     | 1298               |
| Luminous efficiency (Lm/W)  | 87                 |
| Beam angle (°)              | 36                 |
| Life time (h)               | 50000              |
| IP                          | 20                 |
| Electrical class insulation | Class 1            |
| Operating temperature       | from -20°C to 35°C |
| Electrical feeding          | 220..240V, 50/60Hz |
| Colour                      | Black              |
| Energy efficiency class     | A+                 |

#### Control gear

|                       |                         |
|-----------------------|-------------------------|
| Control gear included | Yes                     |
| Control gear          | Electronic Control Gear |

#### Light source

|                            |      |
|----------------------------|------|
| Light source included      | Yes  |
| Light source               | Led  |
| Nominal power (W)          | 13   |
| Nominal luminous flux (Lm) | 2000 |
| Colour temperature (K)     | 4000 |
| Colour consistency (SDCM)  | 3    |
| CRI                        | 80   |

#### Photometry

Photometry



Accessories

11.1523.0002.04

Honeycomb mesh for Luxcan Lens models.

2427/04

Surface base for spotlights with tree-phase adapter.

Picture



Scheme

