

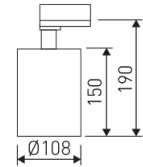


Dimensions

| | |
|-------------------------|-----------------|
| Product dimensions (mm) | ø108 x 190 |
| Packing dimensions (mm) | 160 x 330 x 170 |
| Net weight (g) | 1000 |
| Gross weight (Kg) | 1,1 |

Scheme





Scheme



Monobloc cylindrical spotlight from the TROLL family Luxcan Lens.

DESCRIPTION

Monobloc cylindrical spotlight from the TROLL family Luxcan Lens setting an advanced and innovative thermal balance system through passive dissipation with stable colour temperature of 3000° K (warm white) optimised to be used as general & accent lighting for commercial areas shop-windows and different indoor spaces. Designed for Installation on the TROLL triphasic track. Body built in extruded aluminium painted with high quality AXALTA coatings finished in gold. Luminaire built-in an optical system based on a TIR lens to define a perfect beam without halos with an angle beam of 12°. Luminaire sets a 25,5 W LED source with CRI higher than 90 % and a chromatic dispersion lower than 3 SDCM. Luminaire sets a ball joint system which allows rotation 355° and tilting 90°. Fixture has a luminous flux of 2277 Lm, with an efficiency of 83,4 Lm/W and a total consumption of 27,3 W. The average life for the luminaire is 50000 h (stabilised at a minimum flux of 70 % from the original). Luminaire built-in an auxiliary gear ON/OFF fed at 220-240V; 50/60 Hz.

| | |
|---------------------------|---|
| Item code | 11.1524.1312.92 |
| Product type | IN |
| Category | Tracklights |
| Family | Luxcan |
| Subfamily | Luxcan Lens |
| Materials | Body built in extruded aluminium painted with high quality AXALTA coatings. |
| Optical system | Luminaire built-in an optical system based on a TIR lens to define a perfect beam without halos. |
| Installation instructions | Luminaire designed for Installation on the TROLL triphasic track. |
| Pictograms |     |

Product

| | |
|-----------------------------|--------------------|
| Real power (W) | 27,3 |
| Real luminous flux (Lm) | 2277 |
| Luminous efficiency (Lm/W) | 83,4 |
| Beam angle (°) | 12 |
| Life time (h) | 50000 |
| IP | 20 |
| Electrical class insulation | Class 1 |
| Operating temperature | from -20°C to 35°C |
| Electrical feeding | 220..240V, 50/60Hz |
| Colour | Gold |
| Energy efficiency class | A |

Control gear

| | |
|-----------------------|-------------------------|
| Control gear included | Yes |
| Control gear | Electronic Control Gear |
| Factor de potencia | 0,98 |

Light source

| | |
|----------------------------|-------|
| Light source included | Yes |
| Light source | Led |
| Nominal power (W) | 25 |
| Nominal luminous flux (Lm) | 2800 |
| Average life time (h) | 50000 |
| Colour temperature (K) | 3000 |
| Colour consistency (SDCM) | 3 |
| CRI | 90 |

Photometry

Photometry

