




---

**Dimensions**


---

Product dimensions (mm)	ø108 x 190
Packing dimensions (mm)	160 x 330 x 170
Net weight (g)	1000
Gross weight (Kg)	1,1

---

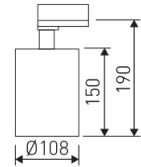


---

**Scheme**


---

Scheme








---

## Monobloc cylindrical spotlight from the TROLL family Luxcan Lens.

---

**DESCRIPTION**

Monobloc cylindrical spotlight from the TROLL family Luxcan Lens setting an advanced and innovative thermal balance system through passive dissipation with stable colour temperature of 3000° K (warm white) optimised to be used as general & accent lighting for commercial areas shop-windows and different indoor spaces. Designed for Installation on the TROLL triphasic track. Body built in extruded aluminium painted with high quality AXALTA coatings finished in anthracite. Luminaire built-in an optical system based on a TIR lens to define a perfect beam without halos with an angle beam of 24°. Luminaire sets a 25,5 W LED source with CRI higher than 90 % and a chromatic dispersion lower than 3 SDCM. Luminaire sets a ball joint system which allows rotation 355° and tilting 90°. Fixture has a luminous flux of 2217 Lm, with an efficiency of 81.2 Lm/W and a total consumption of 27,3 W. The average life for the luminaire is 50000 h (stabilised at a minimum flux of 70 % from the original). Luminaire built-in an auxiliary gear ON/OFF fed at 220-240V; 50/60 Hz.

Item code	11.1524.1324.22
Product type	IN
Category	Tracklights
Family	Luxcan
Subfamily	Luxcan Lens
Materials	Body built in extruded aluminium painted with high quality AXALTA coatings.
Optical system	Luminaire built-in an optical system based on a TIR lens to define a perfect beam without halos.
Installation instructions	Luminaire designed for Installation on the TROLL triphasic track.
Pictograms	   

---

**Product**


---

Real power (W)	27,3
Real luminous flux (Lm)	2217
Luminous efficiency (Lm/W)	81,2
Beam angle (°)	24
Life time (h)	50000
IP	20
Electrical class insulation	Class 1
Operating temperature	from -20°C to 35°C
Electrical feeding	220..240V, 50/60Hz
Colour	Anthracite
Energy efficiency class	A

---



---

**Control gear**


---

Control gear included	Yes
Control gear	Electronic Control Gear
Factor de potencia	0,98

---



---

**Light source**


---

Light source included	Yes
Light source	Led
Nominal power (W)	25
Nominal luminous flux (Lm)	2800
Average life time (h)	50000
Colour temperature (K)	3000
Colour consistency (SDCM)	3
CRI	90

---



---

**Photometry**


---

Photometry

