



#### Dimensions

|                         |                 |
|-------------------------|-----------------|
| Product dimensions (mm) | ø108 x 190      |
| Packing dimensions (mm) | 160 x 330 x 170 |
| Net weight (g)          | 1000            |
| Gross weight (Kg)       | 1,1             |

#### Scheme





Scheme



## Monobloc cylindrical spotlight from the TROLL family Luxcan Lens.

### DESCRIPTION

Monobloc cylindrical spotlight from the TROLL family Luxcan Lens setting an advanced and innovative thermal balance system through passive dissipation with stable colour temperature of 4000° K (neutral white) optimised to be used as general & accent lighting for commercial areas shop-windows and different indoor spaces. Designed for Installation on the TROLL triphasic track. Body built in extruded aluminium painted with high quality AXALTA coatings finished in copper. Luminaire built-in an optical system based on a TIR lens to define a perfect beam without halos with an angle beam of 12°. Luminaire sets a 25,5 W LED source with CRI higher than 90 % and a chromatic dispersion lower than 3 SDCM. Luminaire sets a ball joint system which allows rotation 355° and tilting 90°. Fixture has a luminous flux of 2457 Lm, with an efficiency of 90,0 Lm/W and a total consumption of 27,3 W. The average life for the luminaire is 50000 h (stabilised at a minimum flux of 70 % from the original). Luminaire built-in an auxiliary gear ON/OFF fed at 220-240V; 50/60 Hz.

|                           |   |
|---------------------------|---|
| Item code                 | 11.1524.1412.85   |
| Product type              | IN  |
| Category                  | Tracklights   |
| Family                    | Luxcan  |
| Subfamily                 | Luxcan Lens   |
| Materials                 | Body built in extruded aluminium painted with high quality AXALTA coatings.   |
| Optical system            | Luminaire built-in an optical system based on a TIR lens to define a perfect beam without halos.  |
| Installation instructions | Luminaire designed for Installation on the TROLL triphasic track.   |
| Pictograms                |     |

### Product

|                             |                    |
|-----------------------------|--------------------|
| Real power (W)              | 27,3               |
| Real luminous flux (Lm)     | 2457               |
| Luminous efficiency (Lm/W)  | 90,0               |
| Beam angle (°)              | 12                 |
| Life time (h)               | 50000              |
| IP                          | 20                 |
| Electrical class insulation | Class 1            |
| Operating temperature       | from -20°C to 35°C |
| Electrical feeding          | 220..240V, 50/60Hz |
| Colour                      | Copper             |
| Energy efficiency class     | A+                 |

### Control gear

|                       |                         |
|-----------------------|-------------------------|
| Control gear included | Yes                     |
| Control gear          | Electronic Control Gear |
| Factor de potencia    | 0,98                    |

### Light source

|                            |       |
|----------------------------|-------|
| Light source included      | Yes   |
| Light source               | Led   |
| Nominal power (W)          | 25    |
| Nominal luminous flux (Lm) | 3000  |
| Average life time (h)      | 50000 |
| Colour temperature (K)     | 4000  |
| Colour consistency (SDCM)  | 3     |
| CRI                        | 90    |

### Photometry

Photometry

