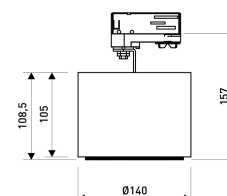


**Dimensions**

|                         |                 |
|-------------------------|-----------------|
| Product dimensions (mm) | ø140 x 157      |
| Packing dimensions (mm) | 150 x 150 x 165 |
| Net weight (g)          | 1120            |
| Gross weight (Kg)       | 1,300           |

**Scheme****Scheme****Product**

|                             |                    |
|-----------------------------|--------------------|
| Real power (W)              | 15                 |
| Real luminous flux (Lm)     | 1130               |
| Luminous efficiency (Lm/W)  | 73,0               |
| Beam angle (°)              | 50 + 20            |
| Life time (h)               | 50000              |
| IP                          | 20                 |
| Electrical class insulation | Class 1            |
| Operating temperature       | from -20°C to 35°C |
| Electrical feeding          | 220..240V, 50/60Hz |
| Colour                      | Ceramic white      |
| Energy efficiency class     | A                  |

**Control gear**

|                       |                         |
|-----------------------|-------------------------|
| Control gear included | Yes                     |
| Control gear          | Electronic Control Gear |
| Factor de potencia    | 0,98                    |

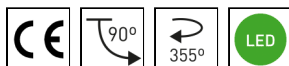
**Light source**

|                            |       |
|----------------------------|-------|
| Light source included      | Yes   |
| Light source               | Led   |
| Nominal power (W)          | 13    |
| Nominal luminous flux (Lm) | 1800  |
| Average life time (h)      | 50000 |
| Colour temperature (K)     | 4000  |
| Colour consistency (SDCM)  | 3     |
| CRI                        | 90    |

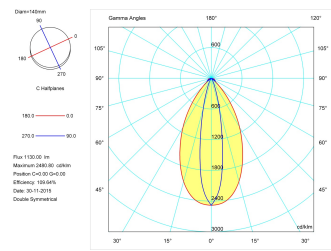
**Photometry****Monobloc cylindrical spotlight from the TROLL family Vector.****DESCRIPTION**

Monobloc cylindrical spotlight from the TROLL family Vector setting an advanced and innovative thermal balance system through passive dissipation with stable colour temperature of 4000° K (neutral white) optimised to be used as accent lighting in commercial spaces as well as in museums or art galleries. Designed for Installation on the TROLL triphasic track. Body built in extruded aluminium painted with high quality AXALTA coatings finished in ceramic white. Luminaire built-in an optical group based on independent LED's setting their own collimator plus common technical refractors with an angle beam of elliptic 50° x 20°. Luminaire sets a 13 W LED source with CRI higher than 80 % and a chromatic dispersion lower than 3 SDCM. Luminaire sets a ball joint system which allows rotation 355° and tilting 90°. Fixture has a luminous flux of 1130 Lm, with an efficiency of 73,0 Lm/W and a total consumption of 15 W. The average life for the luminaire is 50000 h (stabilised at a minimum flux of 70 % from the original). Luminaire built-in an auxiliary gear ON/OFF fed at 220-240V; 50/60 Hz.

|                           |   |
|---------------------------|---|
| Item code                 | 11.1536.0042.63   |
| Product type              | IN  |
| Category                  | Tracklights   |
| Family                    | Vector  |
| Subfamily                 | Vector  |
| Materials                 | Body built in extruded aluminium painted with high quality AXALTA coatings.   |
| Optical system            | Luminaire built-in an optical group based on independent LED's setting their own collimator plus common technical refractors. |
| Installation instructions | Luminaire designed for Installation on the TROLL triphasic track.   |
| Pictograms                |   |



Photometry



Accessories

2427/33 Surface base for spotlights with tree-phase adapter.

Picture



Scheme

