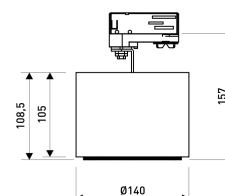


**Dimensions**

Product dimensions (mm)	ø140 x 157
Packing dimensions (mm)	150 x 150 x 165
Net weight (g)	1120
Gross weight (Kg)	1,300

Scheme**Scheme****Product**

Real power (W)	27,8
Real luminous flux (Lm)	1640
Luminous efficiency (Lm/W)	56,1
Beam angle (°)	A15
Life time (h)	50000
IP	20
Electrical class insulation	Class 1
Operating temperature	from -20°C to 35°C
Electrical feeding	220..240V, 50/60Hz
Colour	Black
Energy efficiency class	A

Control gear

Control gear included	Yes
Control gear	Electronic Control Gear
Factor de potencia	0,98

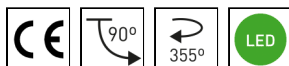
Light source

Light source included	Yes
Light source	Led
Nominal power (W)	24
Nominal luminous flux (Lm)	2100
Average life time (h)	50000
Colour temperature (K)	4000
Colour consistency (SDCM)	3
CRI	90

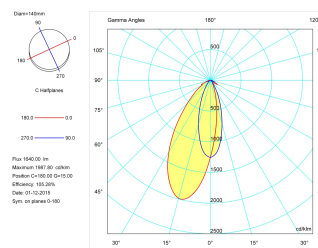
Photometry**Monobloc cylindrical spotlight from the TROLL family Vector.****DESCRIPTION**

Monobloc cylindrical spotlight from the TROLL family Vector setting an advanced and innovative thermal balance system through passive dissipation with stable colour temperature of 4000° K (neutral white) optimised to be used as accent lighting in commercial spaces as well as in museums or art galleries. Designed for Installation on the TROLL triphasic track. Body built in extruded aluminium painted with high quality AXALTA coatings finished in black. Luminaire built-in an optical group based on independent LED's setting their own collimator plus common technical refractors with an angle beam of asymmetric at 15°. Luminaire sets a 24 W LED source with CRI higher than 80 % and a chromatic dispersion lower than 3 SDCM. Luminaire sets a ball joint system which allows rotation 355° and tilting 90°. Fixture has a luminous flux of 1640 Lm, with an efficiency of 56,1 Lm/W and a total consumption of 27,8 W. The average life for the luminaire is 50000 h (stabilised at a minimum flux of 70 % from the original). Luminaire built-in an auxiliary gear ON/OFF fed at 220-240V; 50/60 Hz.

Item code	11.1536.0043.04
Product type	IN
Category	Tracklights
Family	Vector
Subfamily	Vector
Materials	Body built in extruded aluminium painted with high quality AXALTA coatings.
Optical system	Luminaire built-in an optical group based on independent LED's setting their own collimator plus common technical refractors.
Installation instructions	Luminaire designed for Installation on the TROLL triphasic track.
Pictograms	



Photometry



Accessories

2427/04

Surface base for spotlights with tree-phase adapter.

Picture



Scheme

