

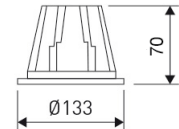


Dimensions

| | |
|-------------------------|-----------|
| Product dimensions (mm) | ø133 x 70 |
| Net weight (g) | 700 |
| Drilling hole (mm) | Ø120 |

Scheme

Scheme



Product

| | |
|-----------------------------|--------------------|
| Real power (W) | 13,9 |
| Real luminous flux (Lm) | 1310 |
| Luminous efficiency (Lm/W) | 94,2 |
| Beam angle (°) | 80 |
| Life time (h) | 50000 |
| IP | 54/20 |
| Electrical class insulation | Class 2 |
| Operating temperature | from -20°C to 35°C |
| Electrical feeding | 220..240V, 50/60Hz |
| Colour | White |
| Energy efficiency class | A+ |

Control gear

| | |
|-----------------------|-------------------------|
| Control gear included | Yes |
| Control gear | Electronic Control Gear |
| Factor de potencia | 0,98 |

Light source



| | |
|----------------------------|------|
| Light source included | Yes |
| Light source | Led |
| Nominal power (W) | 12 |
| Nominal luminous flux (Lm) | 1500 |
| Colour temperature (K) | 3000 |
| Colour consistency (SDCM) | 5 |
| CRI | 80 |

Photometry

Round format fix downlight from the TROLL family Beryl.

DESCRIPTION

Round format fix downlight from the TROLL family Beryl setting an advanced and innovative thermal balance system through passive dissipation with stable colour temperature of 3000° K (warm white) optimised to be used as general indoor lighting for offices, hospitals commercial areas or residential & contract spaces. Designed for ceiling recessed installation. Luminaire body built in die-cast aluminium with matt polycarbonate frontal diffuser finished in white. Optical group is IP44 on the visible frontal area. Luminaire built-in a Polycarbonate opal diffuser with an angle beam of 80°. Luminaire sets a 15 W LED source with CRI higher than 80 % and a chromatic dispersion lower than 5 SMCD. Fixture has a luminous flux of 1310 Lm, with an efficiency of 94,2 Lm/W and a total consumption of 13,9 W. The average life for the luminaire is 50000 h (stabilised at a minimum flux of 70 % from the original). Luminaire built-in an auxiliary gear ON/OFF fed at 220-240V; 50/60 Hz.

| | |
|---------------------------|---|
| Item code | 11.1546.3158.33 |
| Product type | IN |
| Category | Recessed Downlights |
| Family | Beryllid O |
| Subfamily | Beryl |
| Materials | Luminaire body built in die-cast aluminium with matt polycarbonate frontal diffuser. |
| Optical system | Luminaire built-in a Polycarbonate opal diffuser. |
| Installation instructions | Luminaire designed for ceiling recessed installation. |
| Pictograms |   |

Photometry

