




---

**Dimensions**


---

|                         |           |
|-------------------------|-----------|
| Product dimensions (mm) | ø133 x 70 |
| Net weight (g)          | 700       |
| Drilling hole (mm)      | Ø120      |

---

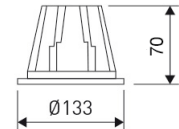


---

**Scheme**


---

Scheme




---

**Product**


---

|                             |                    |
|-----------------------------|--------------------|
| Real power (W)              | 13,9               |
| Real luminous flux (Lm)     | 1362               |
| Luminous efficiency (Lm/W)  | 98                 |
| Beam angle (°)              | 80                 |
| Life time (h)               | 50000              |
| IP                          | 54/20              |
| Electrical class insulation | Class 2            |
| Operating temperature       | from -20°C to 35°C |
| Electrical feeding          | 220..240V, 50/60Hz |
| Colour                      | White              |
| Energy efficiency class     | A+                 |

---



---

**Control gear**


---

|                       |  |
|-----------------------|--|
| Control gear included | Yes                                    |
| Control gear          | 1-10V Dimmable Electronic Control Gear |
| Factor de potencia    | 0,98                                   |

---



---

**Light source**


---

|                            |      |
|----------------------------|------|
| Light source included      | Yes  |
| Light source               | Led  |
| Nominal power (W)          | 12   |
| Nominal luminous flux (Lm) | 1500 |
| Colour temperature (K)     | 4000 |
| Colour consistency (SDCM)  | 5    |
| CRI                        | 80   |

---



---

**Photometry**


---





---

## Round format fix downlight from the TROLL family Beryl.

---

**DESCRIPTION**

Round format fix downlight from the TROLL family Beryl setting an advanced and innovative thermal balance system through passive dissipation with stable colour temperature of 4000° K (neutral white) optimised to be used as general indoor lighting for offices, hospitals commercial areas or residential & contract spaces. Designed for ceiling recessed installation. Luminaire body built in die-cast aluminium with matt polycarbonate frontal diffuser finished in white. Optical group is IP54 on the visible frontal area. Luminaire built-in a Polycarbonate opal diffuser with an angle beam of 80°. Luminaire sets a 15 W LED source with CRI higher than 80 % and a chromatic dispersion lower than 5 SMCD. Fixture has a luminous flux of 1362 Lm, with an efficiency of 98 Lm/W and a total consumption of 13,9 W. The average life for the luminaire is 50000 h (stabilised at a minimum flux of 70 % from the original). Luminaire built-in an auxiliary gear Dimmable 1-10V fed at 220-240V; 50/60 Hz.

|                           |   |
|---------------------------|---|
| Item code                 | 11.1546.4150.33   |
| Product type              | IN  |
| Category                  | Recessed Downlights   |
| Family                    | Beryllid O  |
| Subfamily                 | Beryl   |
| Materials                 | Luminaire body built in die-cast aluminium with matt polycarbonate frontal diffuser.  |
| Optical system            | Luminaire built-in a Polycarbonate opal diffuser.   |
| Installation instructions | Luminaire designed for ceiling recessed installation.   |
| Pictograms                |   |

Photometry

