




---

**Dimensions**


---

Product dimensions (mm)	ø185 x 90
Net weight (g)	885
Drilling hole (mm)	Ø175

---

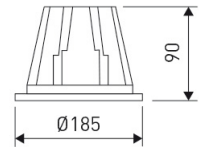


---

**Scheme**


---

Scheme




---

**Product**


---

Real power (W)	24
Real luminous flux (Lm)	2393
Luminous efficiency (Lm/W)	104
Beam angle (°)	80
Life time (h)	50000
IP	54/20
Electrical class insulation	Class 2
Operating temperature	from -20°C to 35°C
Electrical feeding	220..240V, 50/60Hz
Colour	White
Energy efficiency class	A+

---



---

**Control gear**


---

Control gear included	Yes
Control gear	Electronic Control Gear
Factor de potencia	0,98

---



---

**Light source**


---

Light source included	Yes
Light source	Led
Nominal power (W)	21
Nominal luminous flux (Lm)	3000
Colour temperature (K)	4000
Colour consistency (SDCM)	5
CRI	80

---



---

**Photometry**


---





---

## Round format fix downlight from the TROLL family Beryl.

---

**DESCRIPTION**

Round format fix downlight from the TROLL family Beryl setting an advanced and innovative thermal balance system through passive dissipation with stable colour temperature of 4000° K (neutral white) optimised to be used as general indoor lighting for offices, hospitals commercial areas or residential & contract spaces. Designed for ceiling recessed installation. Luminaire body built in die-cast aluminium with matt polycarbonate frontal diffuser finished in white. Optical group is IP54 on the visible frontal area. Luminaire built-in a Polycarbonate opal diffuser with an angle beam of 80°. Luminaire sets a 24 W LED source with CRI higher than 80 % and a chromatic dispersion lower than 5 SMCD. Fixture has a luminous flux of 2393 Lm, with an efficiency of 104 Lm/W and a total consumption of 24 W. The average life for the luminaire is 50000 h (stabilised at a minimum flux of 70 % from the original). Luminaire built-in an auxiliary gear ON/OFF fed at 220-240V; 50/60 Hz.

Item code	11.1546.4248.33
Product type	IN
Category	Recessed Downlights
Family	Beryllid O
Subfamily	Beryl
Materials	Luminaire body built in die-cast aluminium with matt polycarbonate frontal diffuser.
Optical system	Luminaire built-in a Polycarbonate opal diffuser.
Installation instructions	Luminaire designed for ceiling recessed installation.
Pictograms	 

Photometry

