




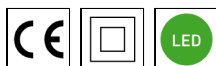


Small format adjustable downlight from the TROLL family Pinhole.

DESCRIPTION

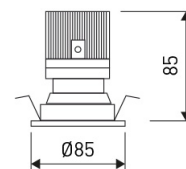
Small format adjustable downlight from the TROLL family Pinhole setting an advanced and innovative thermal balance system through passive dissipation with stable colour temperature of 3000° K (warm white) optimised to be used as light effects creation in hotels, offices or commercial areas where small format fixtures are required. Designed for ceiling recessed installation. Luminaire body made of synthetic material with die-cast aluminium heat-sink finished in white. Optical group is IP44 on the visible frontal area. Luminaire built-in an high purity aluminium reflector with frontal diffuser with an angle beam of 36°. Luminaire sets a 10 W LED source with CRI higher than 80 % and a chromatic dispersion lower than 3 SMCD. Luminaire sets a ball joint system which allows tilting 20°. Fixture has a luminous flux of 612 Lm, with an efficiency of 58,8 Lm/W and a total consumption of 10,4 W. The average life for the luminaire is 50000 h (stabilised at a minimum flux of 70 % from the original). Luminaire built-in an auxiliary gear ON/OFF fed at 220-240V; 50/60 Hz.

Item code	11.1547.0314.33
Product type	IN
Category	Recessed Downlights
Family	Pinhole
Subfamily	Pinhole
Materials	Luminaire body made of synthetic material with die-cast aluminium heat-sink.
Optical system	Luminaire built-in a high purity aluminium reflector with frontal diffuser.
Installation instructions	Luminaire designed for ceiling recessed installation.
Pictograms	  



Dimensions	
Product dimensions (mm)	ø85 x 85
Net weight (g)	256
Drilling hole (mm)	Ø75

Scheme
Scheme

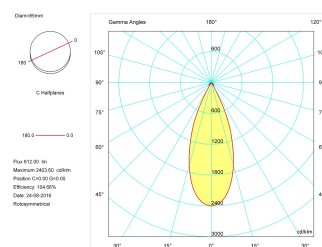


Product	
Real power (W)	10,4
Real luminous flux (Lm)	612
Luminous efficiency (Lm/W)	58,8
Beam angle (°)	40
Life time (h)	50000
IP	44/20
Electrical class insulation	Class 2
Operating temperature	from -20°C to 35°C
Electrical feeding	220..240V, 50/60Hz
Colour	White
Energy efficiency class	A

Control gear	
Control gear included	Yes
Control gear	Electronic Control Gear
Factor de potencia	0.94

Light source	
Light source included	Yes
Light source	Led
Nominal power (W)	10
Nominal luminous flux (Lm)	700
Colour temperature (K)	3000
CRI	80

Photometry



Accessories	
11.1547.0002.33	10W - Fixed / orientable.
Picture	



11.1547.0003.33	10W - Orientable.
Picture	



11.1547.0004.33	10W - Fixed / orientable.
Picture	



11.1547.0005.33	Fixed / orientable.
Picture	



11.1547.0006.33	10W - Fixed / orientable square.
-----------------	----------------------------------

Picture



11.1547.0007.33

10W - Fixed / orientable square.

Picture

