

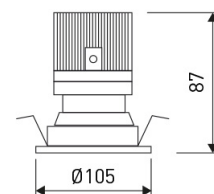


#### Dimensions

|                         |           |
|-------------------------|-----------|
| Product dimensions (mm) | ø105 x 87 |
| Net weight (g)          | 287       |
| Drilling hole (mm)      | Ø95       |

#### Scheme

#### Scheme



#### Product

|                             |                    |
|-----------------------------|--------------------|
| Real power (W)              | 16,7               |
| Real luminous flux (Lm)     | 1025               |
| Luminous efficiency (Lm/W)  | 61,4               |
| Beam angle (°)              | 24                 |
| Life time (h)               | 50000              |
| IP                          | 44/20              |
| Electrical class insulation | Class 2            |
| Operating temperature       | from -20°C to 35°C |
| Electrical feeding          | 220..240V, 50/60Hz |
| Colour                      | White              |
| Energy efficiency class     | A                  |

#### Control gear

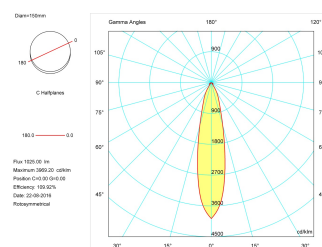
|                       |                         |
|-----------------------|-------------------------|
| Control gear included | Yes                     |
| Control gear          | Electronic Control Gear |
| Factor de potencia    | 0,94                    |

#### Light source

|                            |      |
|----------------------------|------|
| Light source included      | Yes  |
| Light source               | Led  |
| Nominal power (W)          | 15   |
| Nominal luminous flux (Lm) | 1300 |
| Colour temperature (K)     | 3000 |
| CRI                        | 80   |

#### Photometry

#### Photometry

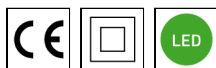


## Small format fix downlight from the TROLL family Pinhole.

#### DESCRIPTION

Small format fix downlight from the TROLL family Pinhole setting an advanced and innovative thermal balance system through passive dissipation with stable colour temperature of 3000° K (warm white) optimised to be used as light effects creation in hotels, offices or commercial areas where small format fixtures are required. Designed for ceiling recessed installation. Luminaire body made of synthetic material with die-cast aluminium heat-sink finished in white. Optical group is IP44 on the visible frontal area. Luminaire built-in an high purity aluminium reflector with frontal diffuser with an angle beam of 24°. Luminaire sets a 15 W LED source with CRI higher than 85 % and a chromatic dispersion lower than 3 SMCD. Luminaire UGR<19. Fixture has a luminous flux of 1025 Lm, with an efficiency of 61,4 Lm/W and a total consumption of 16,7 W. The average life for the luminaire is 50000 h (stabilised at a minimum flux of 70 % from the original). Luminaire built-in an auxiliary gear ON/OFF fed at 220-240V; 50/60 Hz.

|                           |  |
|---------------------------|--|
| Item code                 | 11.1547.5302.33  |
| Product type              | IN   |
| Category                  | Recessed Downlights  |
| Family                    | Pinhole  |
| Subfamily                 | Pinhole  |
| Materials                 | Luminaire body made of synthetic material with die-cast aluminium heat-sink. |
| Optical system            | Luminaire built-in a high purity aluminium reflector with frontal diffuser.  |
| Installation instructions | Luminaire designed for ceiling recessed installation.                        |
| Pictograms                |  |



| Accessories     |              |
|-----------------|--------------|
| 11.1547.5001.33 | 15W - Fixed. |
| Picture         |              |



|                 |                           |
|-----------------|---------------------------|
| 11.1547.5002.33 | 15W - Fixed / orientable. |
| Picture         |                           |



|                 |                           |
|-----------------|---------------------------|
| 11.1547.5004.33 | 15W - Fixed / orientable. |
| Picture         |                           |



|                 |                                  |
|-----------------|----------------------------------|
| 11.1547.5006.33 | 15W - Fixed / orientable square. |
| Picture         |                                  |



|                 |                                  |
|-----------------|----------------------------------|
| 11.1547.5007.33 | 15W - Fixed / orientable square. |
|-----------------|----------------------------------|

Picture

