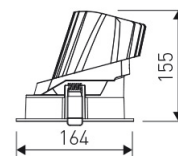




Dimensions	
Product dimensions (mm)	Ø164 x 155
Net weight (g)	1020
Gross weight (Kg)	1,1
Drilling hole (mm)	Ø 150

Scheme	
Scheme	



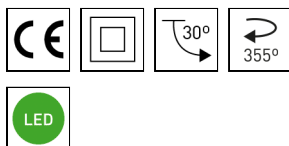
### Adjustable round downlight from the TROLL family Contract.

#### DESCRIPTION

Adjustable round downlight from the TROLL family Contract setting an advanced and innovative thermal balance system through passive dissipation with stable colour temperature of 3000° K (warm white) optimised to be used as general & accent lighting for commercial areas shop-windows and different indoor spaces. Designed for ceiling recessed installation. Luminaire body built in die-cast aluminium finished in white. Optical group is IP44 on the visible frontal area. Luminaire built-in an primary reflector made of high purity aluminium plus an antiglare secondary reflector. with an angle beam of 36°. Luminaire sets a 25 W LED source with CRI higher than 85 % and a chromatic dispersion lower than 3 SMCD. Luminaire sets a ball joint system which allows rotation 355° and tilting 30°. Fixture has a luminous flux of 2193 Lm, with an efficiency of 78,3 Lm/W and a total consumption of 28 W. The average life for the luminaire is 50000 h (stabilised at a minimum flux of 70 % from the original). Luminaire built-in an auxiliary gear ON/OFF fed at 220-240V; 50/60 Hz.

Item code	11.1601.4835.33
Product type	IN
Category	Recessed Downlights
Family	Contract
Subfamily	Contract A
Materials	Luminaire body built in die-cast aluminium.
Optical system	Luminaire built-in a primary reflector made of high purity aluminium plus an antiglare secondary reflector..
Installation instructions	Luminaire designed for ceiling recessed installation.

#### Pictograms



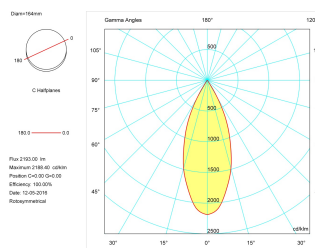
Product	
Real power (W)	28
Real luminous flux (Lm)	2193
U.G.R. (%)	< 19
Luminous efficiency (Lm/W)	78,3
Beam angle (°)	36
Life time (h)	50000
IP	44/20
Electrical class insulation	Class 2
Operating temperature	from -20° C to 35° C
Electrical feeding	220..240V, 50/60Hz
Colour	White
Energy efficiency class	A

Control gear	
Control gear included	Yes
Control gear	Electronic Control Gear
Factor de potencia	0,99

Light source	
Light source included	Yes
Light source	Led
Nominal power (W)	25
Nominal luminous flux (Lm)	3100
Colour temperature (K)	3000
Colour consistency (SDCM)	3
CRI	80

#### Photometry

**Photometry**



**Accessories**

11.1603.0042.04	Honeycomb mesh for 24-32W.
11.1603.0141.04	Reflector for 24-32W
11.1603.0141.33	Reflector for 24-32W