

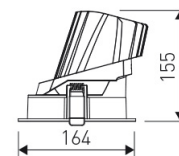


**Dimensions**

|                         |            |
|-------------------------|------------|
| Product dimensions (mm) | Ø164 x 155 |
| Net weight (g)          | 1020       |
| Gross weight (Kg)       | 1,1        |
| Drilling hole (mm)      | Ø 150      |

**Scheme**

Scheme



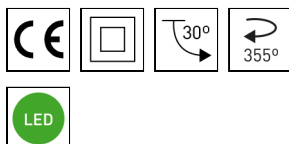
**Adjustable round downlight from the TROLL family Contract.**

**DESCRIPTION**

Adjustable round downlight from the TROLL family Contract setting an advanced and innovative thermal balance system through passive dissipation with stable colour temperature of 3000° K (warm white) optimised to be used as general & accent lighting for commercial areas shop-windows and different indoor spaces. Designed for ceiling recessed installation. Luminaire body built in die-cast aluminium finished in white. Optical group is IP44 on the visible frontal area. Luminaire built-in an primary reflector made of high purity aluminium plus an antiglare secondary reflector, with an angle beam of 60°. Luminaire sets a 25 W LED source with CRI higher than 85 % and a chromatic dispersion lower than 3 SMCD. Luminaire sets a ball joint system which allows rotation 355° and tilting 30°. Fixture has a luminous flux of 2183 Lm, with an efficiency of 77,9 Lm/W and a total consumption of 28 W. The average life for the luminaire is 50000 h (stabilised at a minimum flux of 70 % from the original). Luminaire built-in an auxiliary gear ON/OFF fed at 220-240V; 50/60 Hz.

|                           |  |
|---------------------------|--|
| Item code                 | 11.1601.4836.33  |
| Product type              | IN   |
| Category                  | Recessed Downlights  |
| Family                    | Contract   |
| Subfamily                 | Contract A   |
| Materials                 | Luminaire body built in die-cast aluminium.  |
| Optical system            | Luminaire built-in a primary reflector made of high purity aluminium plus an antiglare secondary reflector.. |
| Installation instructions | Luminaire designed for ceiling recessed installation.  |

**Pictograms**



**Product**

|                             |                      |
|-----------------------------|----------------------|
| Real power (W)              | 28                   |
| Real luminous flux (Lm)     | 2183                 |
| U.G.R. (%)                  | < 19                 |
| Luminous efficiency (Lm/W)  | 77,9                 |
| Beam angle (°)              | 60                   |
| Life time (h)               | 50000                |
| IP                          | 44/20                |
| Electrical class insulation | Class 2              |
| Operating temperature       | from -20° C to 35° C |
| Electrical feeding          | 220..240V, 50/60Hz   |
| Colour                      | White                |
| Energy efficiency class     | A                    |

**Control gear**

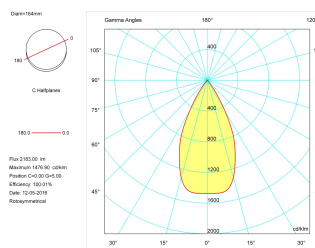
|                       |                         |
|-----------------------|-------------------------|
| Control gear included | Yes                     |
| Control gear          | Electronic Control Gear |
| Factor de potencia    | 0,99                    |

**Light source**

|                            |      |
|----------------------------|------|
| Light source included      | Yes  |
| Light source               | Led  |
| Nominal power (W)          | 25   |
| Nominal luminous flux (Lm) | 3100 |
| Colour temperature (K)     | 3000 |
| Colour consistency (SDCM)  | 3    |
| CRI                        | 80   |

**Photometry**

**Photometry**



**Accessories**

|                 |                            |
|-----------------|----------------------------|
| 11.1603.0042.04 | Honeycomb mesh for 24-32W. |
| 11.1603.0141.04 | Reflector for 24-32W       |
| 11.1603.0141.33 | Reflector for 24-32W       |