




---

**Dimensions**


---

Product dimensions (mm)	ø113 x 112
Net weight (g)	655
Gross weight (Kg)	0,735
Drilling hole (mm)	Ø 100

---

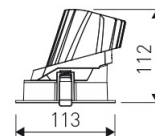


---

**Scheme**


---

Scheme








---

**Round wallwasher downlight from the TROLL family Contract.**


---

**DESCRIPTION**

Round wallwasher downlight from the TROLL family Contract setting an advanced and innovative thermal balance system through passive dissipation with stable colour temperature of 4000° K (neutral white) optimised to be used as general & accent lighting for commercial areas shop-windows and different indoor spaces. Designed for ceiling recessed installation. Luminaire body built in die-cast aluminium finished in white. Optical group is IP44 on the visible frontal area. Luminaire built-in a primary reflector made of high purity aluminium plus an antiglare secondary reflector. with an angle beam of wallwasher. Luminaire sets a 13 W LED source with CRI higher than 85 % and a chromatic dispersion lower than 3 SMCD. Fixture has a luminous flux of 776 Lm, with an efficiency of 51,7 Lm/W and a total consumption of 15 W. The average life for the luminaire is 50000 h (stabilised at a minimum flux of 70 % from the original). Luminaire built-in an auxiliary gear Dimmable 1-10V fed at 220-240V; 50/60 Hz.

Item code	11.1603.2030.33
Product type	IN
Category	Recessed Downlights
Family	Contract
Subfamily	Contract W
Materials	Luminaire body built in die-cast aluminium.
Optical system	Luminaire built-in a primary reflector made of high purity aluminium plus an antiglare secondary reflector..
Installation instructions	Luminaire designed for ceiling recessed installation.
Pictograms	   

---

**Product**


---

Real power (W)	15
Real luminous flux (Lm)	776
Luminous efficiency (Lm/W)	51,7
Beam angle (°)	W30
Life time (h)	50000
IP	44/20
Electrical class insulation	Class 2
Operating temperature	from -20°C to 35°C
Electrical feeding	220..240V, 50/60Hz
Colour	White
Energy efficiency class	A

---



---

**Control gear**


---

Control gear included	Yes
Control gear	1-10V Dimmable Electronic Control Gear
Factor de potencia	0,99

---



---

**Light source**


---

Light source included	Yes
Light source	Led
Nominal power (W)	13
Nominal luminous flux (Lm)	1600
Colour temperature (K)	3000
Colour consistency (SDCM)	3
CRI	80

---



---

**Photometry**


---

Photometry

