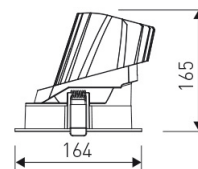


**Dimensions**

Product dimensions (mm)	Ø164 x 165
Net weight (g)	1080
Gross weight (Kg)	1,16
Drilling hole (mm)	Ø 150

Scheme**Scheme****Product**

Real power (W)	35
Real luminous flux (Lm)	2028
Luminous efficiency (Lm/W)	58
Beam angle (°)	W30
Life time (h)	50000
IP	44/20
Electrical class insulation	Class 2
Operating temperature	from -20°C to 35°C
Electrical feeding	220..240V, 50/60Hz
Colour	White
Energy efficiency class	A

Control gear

Control gear included	Yes
Control gear	Electronic Control Gear
Factor de potencia	0,99

Light source





Light source included	Yes
Light source	Led
Nominal power (W)	32
Nominal luminous flux (Lm)	4200
Colour temperature (K)	3000
Colour consistency (SDCM)	3
CRI	80

Photometry

Round wallwasher downlight from the TROLL family Contract.

DESCRIPTION

Round wallwasher downlight from the TROLL family Contract setting an advanced and innovative thermal balance system through passive dissipation with stable colour temperature of 3000° K (warm white) optimised to be used as general & accent lighting for commercial areas shop-windows and different indoor spaces. Designed for ceiling recessed installation. Luminaire body built in die-cast aluminium finished in white. Optical group is IP44 on the visible frontal area. Luminaire built-in a primary reflector made of high purity aluminium plus an antiglare secondary reflector. with an angle beam of wallwasher. Luminaire sets a 32 W LED source with CRI higher than 85 % and a chromatic dispersion lower than 3 SMCD. Fixture has a luminous flux of 2028 Lm, with an efficiency of 58 Lm/W and a total consumption of 35 W. The average life for the luminaire is 50000 h (stabilised at a minimum flux of 70 % from the original). Luminaire built-in an auxiliary gear ON/OFF fed at 220-240V; 50/60 Hz.

Item code	11.1603.5830.33
Product type	IN
Category	Recessed Downlights
Family	Contract
Subfamily	Contract W
Materials	Luminaire body built in die-cast aluminium.
Optical system	Luminaire built-in a primary reflector made of high purity aluminium plus an antiglare secondary reflector..
Installation instructions	Luminaire designed for ceiling recessed installation.
Pictograms	   

Photometry

