




---

**Dimensions**


---

Product dimensions (mm)	ø112 x 74,5
Net weight (g)	730
Gross weight (Kg)	0,83
Drilling hole (mm)	Ø100

---



---

**Scheme**

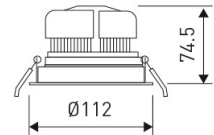

---



---

**Scheme**


---








---

### Adjustable round downlight with double cardan from the TROLL family Downled.

---

**DESCRIPTION**

Adjustable round downlight with double cardanic from the TROLL family Downled setting an advanced and innovative thermal balance system through passive dissipation with stable colour temperature of 4000° K (neutral white) optimised to be used as general indoor lighting for offices, hospitals commercial areas or residential & contract spaces. Designed for ceiling recessed installation. Luminaire body built in die-cast aluminium finished in white. Optical group is IP44 on the visible frontal area. Luminaire built-in an high efficiency faceted reflector made of high purity aluminium with an angle beam of 15°. Luminaire sets a 18 W LED source with CRI higher than 85 % and a chromatic dispersion lower than 3 SMCD. Luminaire sets a ball joint system which allows 20° in both cardanic axels. Fixture has a luminous flux of 2065 Lm, with an efficiency of 98,3 Lm/W and a total consumption of 21 W. The average life for the luminaire is 50000 h (stabilised at a minimum flux of 70 % from the original). Luminaire built-in an auxiliary gear ON/OFF fed at 220-240V; 50/60 Hz.

Item code	11.1604.3841.33
Product type	IN
Category	Recessed Downlights
Family	Downled
Subfamily	Downled
Materials	Luminaire body built in die-cast aluminium.
Optical system	Luminaire built-in a high efficiency faceted reflector made of high purity aluminium.
Installation instructions	Luminaire designed for ceiling recessed installation.
Pictograms	   

---

**Product**


---

Real power (W)	21
Real luminous flux (Lm)	2065
U.G.R. (%)	< 19
Luminous efficiency (Lm/W)	98,3
Beam angle (°)	15
Life time (h)	50000
IP	44/20
Electrical class insulation	Class 2
Operating temperature	from -20° C to 35° C
Electrical feeding	220..240V, 50/60Hz
Colour	White
Energy efficiency class	A+

---



---

**Control gear**


---

Control gear included	Yes
Control gear	Electronic Control Gear
Factor de potencia	0,99

---



---

**Light source**


---

Light source included	Yes
Light source	Led
Nominal power (W)	18
Nominal luminous flux (Lm)	2400
Colour temperature (K)	4000
CRI	80

---



---

**Photometry**


---

Photometry

