

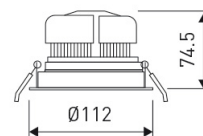


Dimensions

| | |
|-------------------------|-------------|
| Product dimensions (mm) | ø112 x 74,5 |
| Net weight (g) | 730 |
| Gross weight (Kg) | 0,83 |
| Drilling hole (mm) | Ø100 |

Scheme





Scheme



Adjustable round downlight with double cardan from the TROLL family Downled.

DESCRIPTION

Adjustable round downlight with double cardanic from the TROLL family Downled setting an advanced and innovative thermal balance system through passive dissipation with stable colour temperature of 4000° K (neutral white) optimised to be used as general indoor lighting for offices, hospitals commercial areas or residential & contract spaces. Designed for ceiling recessed installation. Luminaire body built in die-cast aluminium finished in white. Optical group is IP44 on the visible frontal area. Luminaire built-in an high efficiency faceted reflector made of high purity aluminium with an angle beam of 36°. Luminaire sets a 18 W LED source with CRI higher than 85 % and a chromatic dispersion lower than 3 SMCD. Luminaire sets a ball joint system which allows 20° in both cardanic axels. Fixture has a luminous flux of 1978 Lm, with an efficiency of 94,2 Lm/W and a total consumption of 21 W. The average life for the luminaire is 50000 h (stabilised at a minimum flux of 70 % from the original). Luminaire built-in an auxiliary gear ON/OFF fed at 220-240V; 50/60 Hz.

| | |
|---------------------------|---|
| Item code | 11.1604.3845.33 |
| Product type | IN |
| Category | Recessed Downlights |
| Family | Downled |
| Subfamily | Downled |
| Materials | Luminaire body built in die-cast aluminium. |
| Optical system | Luminaire built-in a high efficiency faceted reflector made of high purity aluminium. |
| Installation instructions | Luminaire designed for ceiling recessed installation. |
| Pictograms |     |

Product

| | |
|-----------------------------|----------------------|
| Real power (W) | 21 |
| Real luminous flux (Lm) | 1978 |
| U.G.R. (%) | < 19 |
| Luminous efficiency (Lm/W) | 94,2 |
| Beam angle (°) | 36 |
| Life time (h) | 50000 |
| IP | 44/20 |
| Electrical class insulation | Class 2 |
| Operating temperature | from -20° C to 35° C |
| Electrical feeding | 220..240V, 50/60Hz |
| Colour | White |
| Energy efficiency class | A+ |

Control gear

| | |
|-----------------------|-------------------------|
| Control gear included | Yes |
| Control gear | Electronic Control Gear |
| Factor de potencia | 0,99 |

Light source

| | |
|----------------------------|------|
| Light source included | Yes |
| Light source | Led |
| Nominal power (W) | 18 |
| Nominal luminous flux (Lm) | 2400 |
| Colour temperature (K) | 4000 |
| CRI | 80 |

Photometry

Photometry

