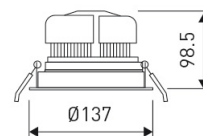


**Dimensions**

Product dimensions (mm)	ø137 x 98,5
Net weight (g)	850
Gross weight (Kg)	0,95
Drilling hole (mm)	Ø125

Scheme**Scheme****Product**

Real power (W)	28
Real luminous flux (Lm)	2393
U.G.R. (%)	< 19
Luminous efficiency (Lm/W)	85,5
Beam angle (°)	36
Life time (h)	50000
IP	44/20
Electrical class insulation	Class 2
Operating temperature	from -20°C to 35°C
Electrical feeding	220..240V, 50/60Hz
Colour	White
Energy efficiency class	A+

Control gear





Control gear included	Yes
Control gear	Electronic Control Gear
Factor de potencia	0,99

Light source

Light source included	Yes
Light source	Led
Nominal power (W)	25
Nominal luminous flux (Lm)	3200
Colour temperature (K)	4000
CRI	80

Photometry**Adjustable round downlight with double cardan from the TROLL family Downled.****DESCRIPTION**

Adjustable round downlight with double cardanic from the TROLL family Downled setting an advanced and innovative thermal balance system through passive dissipation with stable colour temperature of 4000° K (neutral white) optimised to be used as general indoor lighting for offices, hospitals commercial areas or residential & contract spaces. Designed for ceiling recessed installation. Luminaire body built in die-cast aluminium finished in white. Optical group is IP44 on the visible frontal area. Luminaire built-in an high efficiency faceted reflector made of high purity aluminium with an angle beam of 36°. Luminaire sets a 25 W LED source with CRI higher than 85 % and a chromatic dispersion lower than 3 SMCD. Luminaire sets a ball joint system which allows 20° in both cardanic axels. Fixture has a luminous flux of 2393 Lm, with an efficiency of 85,5 Lm/W and a total consumption of 28 W. The average life for the luminaire is 50000 h (stabilised at a minimum flux of 70 % from the original). Luminaire built-in an auxiliary gear ON/OFF fed at 220-240V; 50/60 Hz.

Item code	11.1604.4845.33
Product type	IN
Category	Recessed Downlights
Family	Downled
Subfamily	Downled
Materials	Luminaire body built in die-cast aluminium.
Optical system	Luminaire built-in a high efficiency faceted reflector made of high purity aluminium.
Installation instructions	Luminaire designed for ceiling recessed installation.
Pictograms	   

Photometry

