




---

**Dimensions**


---

Product dimensions (mm)	89 x 177 x 263
Net weight (g)	1900
Gross weight (Kg)	2,1

---

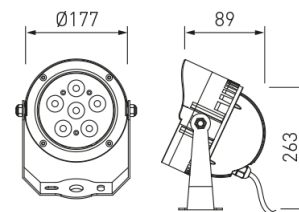


---

**Scheme**


---

Scheme




---

**Product**


---

Real power (W)	19,5
Real luminous flux (Lm)	1338
Luminous efficiency (Lm/W)	68,6
Beam angle (°)	45
Life time (h)	50000
IP	65
IK	8
Electrical class insulation	Class 1
Operating temperature	from -20°C to 35°C
Electrical feeding	220..240V, 50/60Hz
Colour	Anthracite
Energy efficiency class	A

---



---

**Control gear**


---

Control gear included	Yes
Control gear	Electronic Control Gear
Factor de potencia	0,9

---



---

**Light source**


---

Light source included	Yes
Light source	Led
Nominal power (W)	18
Nominal luminous flux (Lm)	1539
Colour temperature (K)	3000
Colour consistency (SDCM)	3
CRI	80

---



---

**Photometry**


---



---

**LED Outdoor projector from the TROLL family Beam.**

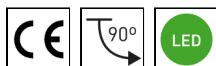

---

**DESCRIPTION**

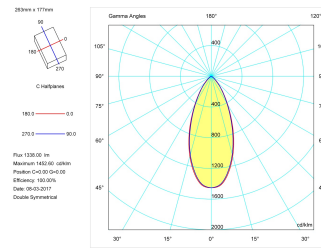
LED Outdoor projector from the TROLL family Beam setting an advanced and innovative thermal balance system through passive dissipation with stable colour temperature of 3000° K (warm white) optimised to be used as lighting of gardens, façades or fountains and all outdoor applications requiring light projection. Designed for floor wall or ceiling surface mounted. Luminaire body built in die-cast aluminium finished in anthracite. Luminaire is IP65 and IK08. Luminaire built-in an independent lens system for each led with an angle beam of 45°. Luminaire sets a 18 W LED source with CRI higher than 80 % and a chromatic dispersion lower than 3 SMCD. Luminaire sets a ball joint system which allows tilting 90°. Fixture has a luminous flux of 1338 Lm, with an efficiency of 68,6 Lm/W and a total consumption of 19,5 W. The average life for the luminaire is 50000 h (stabilised at a minimum flux of 70 % from the original). Luminaire built-in an auxiliary gear ON/OFF fed at 220-240V; 50/60 Hz.

Item code	11.1606.3832.22
Product type	OUT
Category	Projectors
Family	Beam
Subfamily	Beam
Materials	Luminaire body built in die-cast aluminium.
Optical system	Luminaire built-in an independent lens system for each led.
Installation instructions	Luminaire designed for floor wall or ceiling surface mounted.

## Pictograms



Photometry



Accessories

11.1606.0002.22

Base for stake in polyamide. For 12W/18W.