




---

**Dimensions**


---

Product dimensions (mm)	ø420,4 x 202,5
Net weight (g)	6800
Gross weight (Kg)	7,5

---

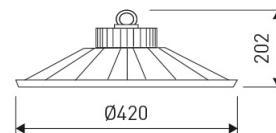


---

**Scheme**


---

Scheme




---

**Product**


---

Real power (W)	220
Real luminous flux (Lm)	24933
Luminous efficiency (Lm/W)	113,3
Beam angle (°)	60
Life time (h)	50000
IP	65
IK	08
Electrical class insulation	Class 1
Operating temperature	from -20°C to 40°C
Electrical feeding	220..240V, 50/60Hz
Colour	Grey
Energy efficiency class	A+

---



---

**Control gear**


---

Control gear included	Yes
Control gear	1-10V Dimmable Electronic Control Gear
Factor de potencia	0,99

---



---

**Light source**


---

Light source included	Yes
Light source	Led
Nominal power (W)	198
Nominal luminous flux (Lm)	26840
Average life time (h)	50000
Colour temperature (K)	4000
Colour consistency (SDCM)	3
CRI	80

---



---

**Photometry**


---






---

**Industrial highbay luminaire from the TROLL family Astrea.**


---

**DESCRIPTION**

Industrial highbay luminaire from the TROLL family Astrea setting an advanced and innovative thermal balance system through passive dissipation with stable colour temperature of 4000° K (neutral white) optimised to be used as general lighting of warehouses, supermarkets, exhibition pavilions and other indoor industrial areas. Designed for Ceiling suspended installation. Body built in die-cast aluminium and polycarbonate finished in grey. Luminaire is IP65. Luminaire built-in an independent lens system for each led with an angle beam of 60°. Luminaire sets a 220 W LED source with CRI higher than 80 % and a chromatic dispersion lower than 3 SMCD. Fixture has a luminous flux of 24933 Lm, with an efficiency of 113,3 Lm/W and a total consumption of 220 W. The average life for the luminaire is 50000 h (stabilised at a minimum flux of 70 % from the original). Luminaire built-in an auxiliary gear Dimmable 1-10V fed at 220-240V; 50/60 Hz.

Item code	11.1607.6841.21
Product type	IN
Category	Industrial
Family	Highbays
Subfamily	Astrea
Materials	Body built in die-cast aluminium and polycarbonate.
Optical system	Luminaire built-in a independent lens system for each led.
Installation instructions	Luminaire designed for Ceiling suspended installation.
Pictograms	  

Photometry

