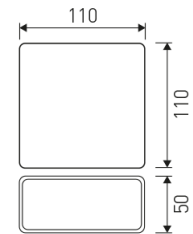


Dimensions

| | |
|-------------------------|----------------|
| Product dimensions (mm) | 50 x 110 x 110 |
| Net weight (g) | 107 |
| Gross weight (Kg) | 0,18 |

Scheme

Scheme



Product

| | |
|-----------------------------|--------------------|
| Real power (W) | 8 |
| Real luminous flux (Lm) | 237 |
| Luminous efficiency (Lm/W) | 29,6 |
| Beam angle (°) | 82 |
| Life time (h) | 50000 |
| IP | 54 |
| Electrical class insulation | Class 1 |
| Operating temperature | from -20°C to 35°C |
| Electrical feeding | 220..240V, 50/60Hz |
| Colour | Anthracite |
| Energy efficiency class | A |

Control gear

| | |
|-----------------------|-------------------------|
| Control gear included | Yes |
| Control gear | Electronic Control Gear |
| Factor de potencia | 0,9 |



Light source

| | |
|----------------------------|------|
| Light source included | Yes |
| Light source | Led |
| Nominal power (W) | 7,2 |
| Nominal luminous flux (Lm) | 273 |
| Colour temperature (K) | 4000 |
| CRI | 80 |

Outdoor sconce from the TROLL family Kubik.

DESCRIPTION

Outdoor sconce from the TROLL family Kubik setting an advanced and innovative thermal balance system through passive dissipation with stable colour temperature of 4000° K (neutral white) optimised to be used as accent lighting to create light effects on façades or lighting passing areas. Designed for wall surface mounted. Luminaire body built in die-cast aluminium finished in anthracite. Luminaire is IP54. Luminaire built-in an independent lens system for each led with an angle beam of 105°. Luminaire sets a 8 W LED source with CRI higher than 80 % and a chromatic dispersion lower than 3 SMCD. Fixture has a luminous flux of 237 Lm, with an efficiency of 29,6 Lm/W and a total consumption of 8 W. The average life for the luminaire is 50000 h (stabilised at a minimum flux of 70 % from the original). Luminaire built-in an auxiliary gear ON/OFF fed at 220-240V; 50/60 Hz.

| | |
|---------------------------|---|
| Item code | 11.1611.0005.22 |
| Product type | OUT |
| Category | Surface |
| Family | Kubik |
| Subfamily | Kubik |
| Materials | Luminaire body built in die-cast aluminium. |
| Optical system | Luminaire built-in an independent lens system for each led. |
| Installation instructions | Luminaire designed for wall surface mounted. |
| Pictograms |   |

Photometry

Photometry

