







**Decorative and minimalist luminaire with neutral aesthetic from the TROLL family Tubular LED.**

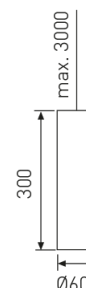
## DESCRIPTION

Decorative and minimalist luminaire with neutral aesthetic from the TROLL family Tubular LED setting an advanced and innovative thermal balance system through passive dissipation with stable colour temperature of 4000° K (neutral white) optimised to be used as general lighting of commercial or domestic areas, as well as contract spaces where aesthetic and design were a relevant requirement. Designed for Ceiling suspended installation. Luminaire body built in extruded aluminium finished in golden with black interior Luminaire built-in an high purity aluminium reflector with tempered protection glass with an angle beam of 12°. Luminaire sets a 7 W LED source with CRI higher than 85 % and a chromatic dispersion lower than 3 S.M.C.D. Fixture has a luminous flux of 907 Lm, with an efficiency of 113,4 Lm/W and a total consumption of 8 W. The average life for the luminaire is 50000 h (stabilised at a minimum flux of 70 % from the original). Luminaire built-in an auxiliary gear ON/OFF fed at 220-240V; 50/60 Hz.

Item code	11.1645.2411.02
Product type	IN
Category	Surface Downlights
Family	Tubular-S
Subfamily	Tubular P
Materials	Luminaire body built in extruded aluminium.
Optical system	Luminaire built-in a high purity aluminium reflector with tempered protection glass.
Installation instructions	Luminaire designed for Ceiling suspended installation.
Pictograms	     

Dimensions	
Product dimensions (mm)	ø60 x 300
Net weight (g)	1000

Scheme
Scheme

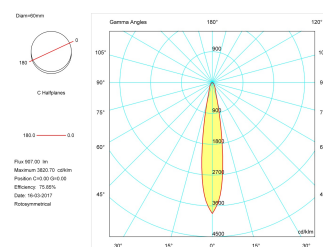


Product	
Real power (W)	8
Real luminous flux (Lm)	907
Luminous efficiency (Lm/W)	113,4
Beam angle (°)	12
Life time (h)	50000
IP	20
Electrical class insulation	Class 1
Operating temperature	from -20°C to 35°C
Electrical feeding	220..240V, 50/60Hz
Colour	Gold
Energy efficiency class	A+

Control gear	
Control gear included	Yes
Control gear	Electronic Control Gear
Factor de potencia	0.99

Light source	
Light source included	Yes
Light source	Led
Nominal power (W)	7
Nominal luminous flux (Lm)	1000
Colour temperature (K)	4000
Colour consistency (SDCM)	3
CRI	90

Photometry



Accessories	
11.1645.0001.02	On-Off base area
11.1645.0002.02	On-Off Half-surface area