

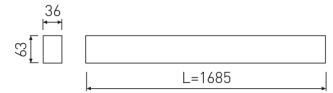


Dimensions

| | |
|-------------------------|----------------|
| Product dimensions (mm) | 36 x 1685 x 63 |
| Packing dimensions (mm) | 45 x 1710 x 75 |

Scheme




Scheme



1685mm length minimalist LED linear luminaire for single use from the TROLL family Essence.

DESCRIPTION

1685mm length minimalist LED linear luminaire for single use from the TROLL family Essence setting an advanced and innovative thermal balance system through passive dissipation with stable colour temperature of 4000° K (neutral white) optimised to be used as general indoor lighting for offices, hospitals commercial areas or residential & contract spaces. Designed for ceiling surface mounted or suspended. Luminaire body built in extruded aluminium finished in black. Luminaire is IP40. Luminaire built-in an Polycarbonate opal diffuser with an angle beam of 85°. Luminaire sets a 29 W LED source with CRI higher than 85 % and a chromatic dispersion lower than 3 SMCD. Fixture has a luminous flux of 2648 Lm, with an efficiency of 79,5 Lm/W and a total consumption of 33,3 W. The average life for the luminaire is 50000 h (stabilised at a minimum flux of 70 % from the original). Luminaire built-in an auxiliary gear ON/OFF fed at 220-240V; 50/60 Hz.

| | |
|---------------------------|---|
| Item code | 11.1671.1402.04 |
| Product type | IN |
| Category | Surface Linears |
| Family | Essence |
| Subfamily | Essence Ecoled |
| Materials | Luminaire body built in extruded aluminium. |
| Optical system | Luminaire built-in a Polycarbonate opal diffuser. |
| Installation instructions | Luminaire designed for ceiling surface mounted or suspended. |
| Pictograms |    |

Product

| | |
|-----------------------------|--------------------|
| Real power (W) | 33,3 |
| Real luminous flux (Lm) | 2648 |
| Luminous efficiency (Lm/W) | 79,5 |
| Beam angle (°) | 75 |
| Life time (h) | 50000 |
| IP | 40 |
| Electrical class insulation | Class 1 |
| Operating temperature | from -20°C to 35°C |
| Electrical feeding | 220..240V, 50/60Hz |
| Colour | Black |
| Energy efficiency class | A |

Control gear

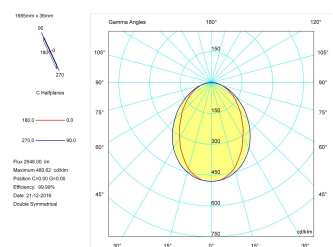
| | |
|-----------------------|-------------------------|
| Control gear included | Yes |
| Control gear | Electronic Control Gear |
| Factor de potencia | 0,94 |

Light source

| | |
|----------------------------|------|
| Light source included | Yes |
| Light source | Led |
| Nominal power (W) | 29 |
| Nominal luminous flux (Lm) | 3600 |
| Colour temperature (K) | 4000 |
| Colour consistency (SDCM) | 3 |
| CRI | 80 |

Photometry

Photometry



Accessories

11.1671.0001.04

Suspension with 3 poles electrical wire.

138/511/04

Suspension without fed wiring.