



Dimensions

Product dimensions (mm)	36 x 1400 x 63
Packing dimensions (mm)	45 x 1430 x 75

Scheme




Scheme



1405mm length minimalist LED linear luminaire for continuous lines construction from the TROLL family Essence.

DESCRIPTION

1405mm length minimalist LED linear luminaire for continuous lines construction from the TROLL family Essence setting an advanced and innovative thermal balance system through passive dissipation with stable colour temperature of 3000° K (warm white) optimised to be used as general indoor lighting for offices, hospitals commercial areas or residential & contract spaces. Designed for ceiling surface mounted or suspended. Luminaire body built in extruded aluminium finished in black. Luminaire is IP40. Luminaire built-in a Polycarbonate opal diffuser with an angle beam of 85°. Luminaire sets a 34 W LED source with CRI higher than 85 % and a chromatic dispersion lower than 3 SMCD. Fixture has a luminous flux of 2551 Lm, with an efficiency of 70,9 Lm/W and a total consumption of 36 W. The average life for the luminaire is 50000 h (stabilised at a minimum flux of 70 % from the original). Luminaire built-in an auxiliary gear DALI dimmable fed at 220-240V; 50/60 Hz.

Item code	11.1671.2307.04
Product type	IN
Category	Surface Linears
Family	Essence
Subfamily	Essence Ecoled
Materials	Luminaire body built in extruded aluminium.
Optical system	Luminaire built-in a Polycarbonate opal diffuser.
Installation instructions	Luminaire designed for ceiling surface mounted or suspended.
Pictograms	  

Product

Real power (W)	36
Real luminous flux (Lm)	2551
Luminous efficiency (Lm/W)	70,9
Beam angle (°)	75
Life time (h)	50000
IP	40
Electrical class insulation	Class 1
Operating temperature	from -20°C to 35°C
Electrical feeding	220..240V, 50/60Hz
Colour	Black
Energy efficiency class	A

Control gear

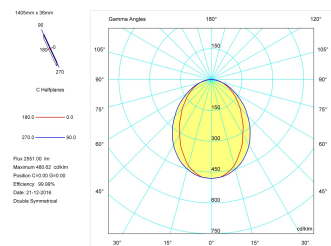
Control gear included	Yes
Control gear	DALI Dimmable Electronic Control Gear
Factor de potencia	0,94

Light source

Light source included	Yes
Light source	Led
Nominal power (W)	34
Nominal luminous flux (Lm)	4050
Colour temperature (K)	3000
Colour consistency (SDCM)	3
CRI	80

Photometry

Photometry



Accessories

11.1671.0002.04	Suspension with 5 poles electrical wire.
11.1671.0004.00	Essence Ecoled aligner for continous line DALI
11.1671.0005.04	End cap recessed Essence Ecoled.
138/511/04	Suspension without fed wiring.
