



Dimensions

| | |
|-------------------------|-----------------|
| Product dimensions (mm) | 159 x 365 x 107 |
| Net weight (g) | 3700 |
| Gross weight (Kg) | 3,85 |

Scheme

Scheme



Product

| | |
|-----------------------------|--------------------|
| Real power (W) | 56,5 |
| Real luminous flux (Lm) | 5500 |
| Luminous efficiency (Lm/W) | 97,3 |
| Beam angle (°) | 24 |
| Life time (h) | 50000 |
| IP | 65 |
| IK | 08 |
| Electrical class insulation | Class 1 |
| Operating temperature | from -20°C to 35°C |
| Electrical feeding | 220..240V, 50/60Hz |
| Colour | Grey |
| Energy efficiency class | A+ |

Control gear

| | |
|-----------------------|---------------------------------------|
| Control gear included | Yes |
| Control gear | DALI Dimmable Electronic Control Gear |
| Factor de potencia | 0,96 |
| Flicker index (%) | < 5 |

Light source




| | |
|----------------------------|------|
| Light source included | Yes |
| Light source | Led |
| Nominal power (W) | 51 |
| Nominal luminous flux (Lm) | 5900 |
| Colour temperature (K) | 3000 |
| Colour consistency (SDCM) | 3 |
| CRI | 80 |

Photometry

LED Outdoor projector from the TROLL family Ledmotiv.

DESCRIPTION

LED Outdoor projector from the TROLL family Ledmotiv setting an advanced and innovative thermal balance system through passive dissipation with stable colour temperature of 3000° K (warm white) optimised to be used as lighting of gardens, façades or fountains and all outdoor applications requiring light projection. Designed for floor wall or ceiling surface mounted. Luminaire body built in die-cast aluminium finished in grey. Luminaire is IP65 and IK08. Luminaire built-in an high purity aluminium reflector with tempered protection glass with an angle beam of 24°. Luminaire sets a 51 W LED source with CRI higher than 80 % and a chromatic dispersion lower than 3 SMCD. Luminaire sets a ball joint system which allows tilting 90°. Fixture has a luminous flux of 5500 Lm, with an efficiency of 97,3 Lm/W and a total consumption of 56,5 W. The average life for the luminaire is 50000 h (stabilised at a minimum flux of 70 % from the original). Luminaire built-in an auxiliary gear DALI fed at 220-240V; 50/60 Hz.

| | |
|---------------------------|---|
| Item code | 11.1673.2323.21 |
| Product type | OUT |
| Category | Projectors |
| Family | Ledmotiv |
| Subfamily | Ledmotiv |
| Materials | Luminaire body built in die-cast aluminium. |
| Optical system | Luminaire built-in a high purity aluminium reflector with tempered protection glass. |
| Installation instructions | Luminaire designed for floor wall or ceiling surface mounted. |
| Pictograms |    |

Photometry

