




---

**Dimensions**


---

Product dimensions (mm)	159 x 365 x 107
Net weight (g)	3750
Gross weight (Kg)	3,9

---

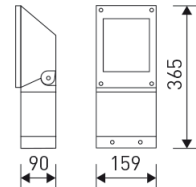


---

**Scheme**


---

Scheme




---

**Product**


---

Real power (W)	56,5
Real luminous flux (Lm)	5000
Luminous efficiency (Lm/W)	88,5
Beam angle (°)	A-15
Life time (h)	50000
IP	65
IK	08
Electrical class insulation	Class 1
Operating temperature	from -20°C to 35°C
Electrical feeding	220..240V, 50/60Hz
Colour	Grey
Energy efficiency class	A+

---



---

**Control gear**


---

Control gear included	Yes
Control gear	Electronic Control Gear
Factor de potencia	0,96
Flicker index (%)	< 5

---



---

**Light source**


---

Light source included	Yes
Light source	Led
Nominal power (W)	51
Nominal luminous flux (Lm)	5900
Colour temperature (K)	3000
Colour consistency (SDCM)	3
CRI	80

---



---

**Photometry**


---






---

## LED Outdoor projector from the TROLL family Ledmotiv.

---

**DESCRIPTION**

LED Outdoor projector from the TROLL family Ledmotiv setting an advanced and innovative thermal balance system through passive dissipation with stable colour temperature of 3000° K (warm white) optimised to be used as lighting of gardens, façades or fountains and all outdoor applications requiring light projection. Designed for floor wall or ceiling surface mounted. Luminaire body built in die-cast aluminium finished in grey. Luminaire is IP65 and IK08. Luminaire built-in a reflector made of Synthetic material aluminized by high vacuum with tempered protection glass, producing a wallwasher asymmetric light beam at -15°. Luminaire sets a 51 W LED source with CRI higher than 80 % and a chromatic dispersion lower than 3 SMCD. Luminaire sets a ball joint system which allows tilting 90°. Fixture has a luminous flux of 5000 Lm, with an efficiency of 88,5 Lm/W and a total consumption of 56,5 W. The average life for the luminaire is 50000 h (stabilised at a minimum flux of 70 % from the original). Luminaire built-in an auxiliary gear ON/OFF fed at 220-240V; 50/60 Hz.

Item code	11.1673.2351.21
Product type	OUT
Category	Projectors
Family	Ledmotive
Subfamily	Ledmotiv
Materials	Luminaire body built in die-cast aluminium.
Optical system	Luminaire built-in a reflector made of Synthetic material aluminized by high vacuum with tempered protection glass, producing a wallwasher asymmetric light beam at -15°.
Installation instructions	Luminaire designed for floor wall or ceiling surface mounted.
Pictograms	  

Photometry

