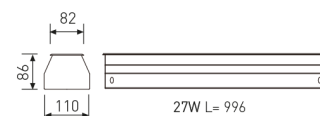
**Dimensions**

| | |
|-------------------------|----------------|
| Product dimensions (mm) | 110 x 996 x 86 |
| Net weight (g) | 4150 |

Scheme**Scheme****Product**

| | |
|-----------------------------|--------------------|
| Real power (W) | 29,7 |
| Real luminous flux (Lm) | 1350 |
| Luminous efficiency (Lm/W) | 45,5 |
| Beam angle (°) | 15 x 60 |
| Life time (h) | 50000 |
| IP | 67 |
| IK | 8 |
| Electrical class insulation | Class 1 |
| Operating temperature | from -15°C to 35°C |
| Electrical feeding | 220..240V, 50/60Hz |
| Colour | Stainless steel |

Control gear




| | |
|-----------------------|-------------------------|
| Control gear included | Yes |
| Control gear | Electronic Control Gear |
| Factor de potencia | 0,99 |

Light source

| | |
|----------------------------|------|
| Light source included | Yes |
| Light source | Led |
| Nominal power (W) | 27 |
| Nominal luminous flux (Lm) | 1500 |
| Colour temperature (K) | 4000 |
| CRI | 80 |

Lineal inground luminaire from the TROLL family Canal.**DESCRIPTION**

Lineal inground luminaire from the TROLL family Canal setting an advanced and innovative thermal balance system through passive dissipation with stable colour temperature of 4000° K (neutral white) optimised to be used as Indoor or outdoor lighting of high heights spaces and structures. Designed for inground installation. Body built in die-cast aluminium with the frontal made of tempered glass and stainless steel finished in Polish steel. Luminaire is IP65. Luminaire built-in an independent lens system for each led with an angle beam of 15° x 60°. Luminaire sets a 34 W LED source with CRI higher than 80 % and a chromatic dispersion lower than 3 SMCD. Fixture has a luminous flux of 1350 Lm, with an efficiency of 45,5 Lm/W and a total consumption of 29,7 W. The average life for the luminaire is 50000 h (stabilised at a minimum flux of 70 % from the original). Luminaire built-in an auxiliary gear ON/OFF fed at 220-240V; 50/60 Hz.

| | |
|---------------------------|---|
| Item code | 11.1693.3843.20 |
| Product type | OUT |
| Category | Recessed |
| Family | Canal |
| Subfamily | Canal |
| Materials | Body built in die-cast aluminium with the frontal made of tempered glass and stainless steel. |
| Optical system | Luminaire built-in an independent lens system for each led. |
| Installation instructions | Luminaire designed for inground installation. |
| Pictograms |    |