



Dimensions

| | |
|-------------------------|------------|
| Product dimensions (mm) | ø218 x 138 |
| Net weight (g) | 743 |
| Drilling hole (mm) | Ø200 |

Scheme

Scheme



Product

| | |
|-----------------------------|--------------------|
| Real power (W) | 36 |
| Real luminous flux (Lm) | 3669 |
| U.G.R. (%) | < 19 |
| Luminous efficiency (Lm/W) | 95,5 |
| Beam angle (°) | 80 |
| Life time (h) | 50000 |
| IP | 20 |
| Electrical class insulation | Class 2 |
| Operating temperature | from -20°C to 35°C |
| Electrical feeding | 220..240V, 50/60Hz |
| Colour | White |
| Energy efficiency class | A+ |

Control gear

| | |
|-----------------------|--|
| Control gear included | Yes |
| Control gear | 1-10V Dimmable Electronic Control Gear |
| Factor de potencia | 0,98 |

Light source






| | |
|----------------------------|-------|
| Light source included | Yes |
| Light source | Led |
| Nominal power (W) | 31,7 |
| Nominal luminous flux (Lm) | 5000 |
| Average life time (h) | 50000 |
| Colour temperature (K) | 3000 |
| Current (mA) | 900 |
| Colour consistency (SDCM) | 3 |
| CRI | 80 |

Photometry

Round format fix downlight from the TROLL family Optics Comfort.

DESCRIPTION

Round format fix downlight from the TROLL family Optics Comfort setting an advanced and innovative thermal balance system through passive dissipation with stable colour temperature of 3000° K (warm white) optimised to be used as general indoor lighting for offices, hospitals commercial areas or residential & contract spaces. Designed for ceiling recessed installation. Luminaire body built in synthetic material and aluminium heat-sink with finishes in white. Luminaire is IP20. Luminaire built-in an high efficiency reflector made of high vacuum aluminised polycarbonate with an angle beam of 80°. Luminaire sets a 31,5 W LED source with CRI higher than 80 % and a chromatic dispersion lower than 3 SMCD. Luminaire UGR<19. Fixture has a luminous flux of 3669 Lm, with an efficiency of 95,5 Lm/W and a total consumption of 36 W. The average life for the luminaire is 50000 h (stabilised at a minimum flux of 70 % from the original). Luminaire built-in an 1-10V dimmable electronic control gear fed at 220-240V; 50/60 Hz.

| | |
|---------------------------|--|
| Item code | 11.1703.3302.33 |
| Product type | IN |
| Category | Recessed Downlights |
| Family | Optics |
| Subfamily | Optics Comfort |
| Materials | Luminaire body built in synthetic material with aluminium heat-sink. |
| Optical system | Luminaire built-in a high efficiency reflector made of high vacuum aluminised polycarbonate . |
| Installation instructions | Luminaire designed for ceiling recessed installation. |
| Pictograms |      |

Photometry

