

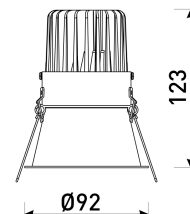


Dimensions

| | |
|-------------------------|-----------------|
| Product dimensions (mm) | ø92 x 123 |
| Packing dimensions (mm) | 120 x 120 x 135 |
| Net weight (g) | 276 |
| Gross weight (Kg) | 0,352 |
| Drilling hole (mm) | Ø85 |

Scheme




Scheme



Small format fix downlight from the TROLL family Focus.

DESCRIPTION

Small format fix downlight from the TROLL family Focus setting an advanced and innovative thermal balance system through passive dissipation with stable colour temperature of 2700° K (extra-warm white) optimised to be used in hotels, residential spaces, offices or commercial areas where small format fixtures with hidden light source are required. Designed for ceiling recessed installation. Luminaire body made of synthetic material with die-cast aluminium heat-sink finished in black. Optical group is IP44 on the visible frontal area. Luminaire built-in a high efficiency reflector made of polycarbonate aluminised in high vacuum with frontal diffuser and angle beam of 24°. Luminaire sets a 12,3 W LED source with CRI higher than 90 % and a chromatic dispersion lower than 3 SMCD. Luminaire UGR<19. Fixture has a luminous flux of 1094 Lm, with an efficiency of 75,5 Lm/W and a total consumption of 14,5 W. The average life for the luminaire is 50000 h (stabilised at a minimum flux of 70 % from the original). Luminaire built-in an auxiliary gear ON/OFF fed at 220-240V; 50/60 Hz.

| | |
|---------------------------|---|
| Item code | 11.1704.3122.04 |
| Product type | IN |
| Category | Recessed Downlights |
| Family | Focus |
| Subfamily | Focus |
| Materials | Luminaire body made of synthetic material with die-cast aluminium heat-sink. |
| Optical system | Luminaire built-in a high efficiency reflector made of polycarbonate aluminised in high vacuum with frontal diffuser. |
| Installation instructions | Luminaire designed for ceiling recessed installation. |
| Pictograms |    |

Product

| | |
|-----------------------------|--------------------|
| Real power (W) | 14,5 |
| Real luminous flux (Lm) | 1094 |
| U.G.R. (%) | < <19 |
| Luminous efficiency (Lm/W) | 75,5 |
| Beam angle (°) | 24 |
| Life time (h) | 50000 |
| IP | 44/20 |
| Electrical class insulation | Class 2 |
| Operating temperature | from -20°C to 35°C |
| Electrical feeding | 220..240V, 50/60Hz |
| Colour | Black |
| Energy efficiency class | A+ |

Control gear

| | |
|-----------------------|-------------------------|
| Control gear included | Yes |
| Control gear | Electronic Control Gear |
| Factor de potencia | 0,90 |

Light source

| | |
|----------------------------|-------|
| Light source included | Yes |
| Light source | Led |
| Nominal power (W) | 12.3 |
| Nominal luminous flux (Lm) | 1370 |
| Average life time (h) | 50000 |
| Colour temperature (K) | 2700 |
| Current (mA) | 350 |
| Colour consistency (SDCM) | 3 |
| CRI | 90 |

Photometry

Photometry

