

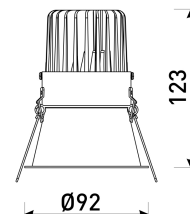


#### Dimensions

Product dimensions (mm)	ø92 x 123
Packing dimensions (mm)	120 x 120 x 135
Net weight (g)	276
Gross weight (Kg)	0,352
Drilling hole (mm)	Ø85

#### Scheme




#### Scheme



### Small format fix downlight from the TROLL family Focus.

#### DESCRIPTION

Small format fix downlight from the TROLL family Focus setting an advanced and innovative thermal balance system through passive dissipation with stable colour temperature of 3000° K (warm white) optimised to be used in hotels, residential spaces, offices or commercial areas where small format fixtures with hidden light source are required. Designed for ceiling recessed installation. Luminaire body made of synthetic material with die-cast aluminium heat-sink finished in white. Optical group is IP44 on the visible frontal area. Luminaire built-in a high efficiency reflector made of polycarbonate aluminised in high vacuum with frontal diffuser and angle beam of 24°. Luminaire sets a 12,3 W LED source with CRI higher than 90 % and a chromatic dispersion lower than 3 SMCD. Luminaire UGR<19. Fixture has a luminous flux of 1128,3 Lm, with an efficiency of 77,8 Lm/W and a total consumption of 14,5 W. The average life for the luminaire is 50000 h (stabilised at a minimum flux of 70 % from the original). Luminaire built-in an auxiliary gear ON/OFF fed at 220-240V; 50/60 Hz.

Item code	11.1704.3132.63
Product type	IN
Category	Recessed Downlights
Family	Focus
Subfamily	Focus
Materials	Luminaire body made of synthetic material with die-cast aluminium heat-sink.
Optical system	Luminaire built-in a high efficiency reflector made of polycarbonate aluminised in high vacuum with frontal diffuser.
Installation instructions	Luminaire designed for ceiling recessed installation.
Pictograms	  

#### Product

Real power (W)	14,5
Real luminous flux (Lm)	1128,3
U.G.R. (%)	< <19
Luminous efficiency (Lm/W)	77,8
Beam angle (°)	24
Life time (h)	50000
IP	44/20
Electrical class insulation	Class 2
Operating temperature	from -20°C to 35°C
Electrical feeding	220..240V, 50/60Hz
Colour	Ceramic white
Energy efficiency class	A+

#### Control gear

Control gear included	Yes
Control gear	Electronic Control Gear
Factor de potencia	0,90

#### Light source

Light source included	Yes
Light source	Led
Nominal power (W)	12,3
Nominal luminous flux (Lm)	1440
Average life time (h)	50000
Colour temperature (K)	3000
Current (mA)	350
Colour consistency (SDCM)	3
CRI	90

#### Photometry

Photometry

