

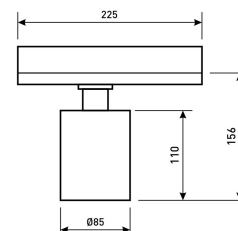


#### Dimensions

Product dimensions (mm)	ø85 x 156
Packing dimensions (mm)	270 x 145 x 120
Net weight (g)	627
Gross weight (Kg)	0,8

#### Scheme





#### Scheme



### Monobloc cylindrical spotlight from the TROLL family Luxcan C.

#### DESCRIPTION

Monobloc cylindrical spotlight from the TROLL family Luxcan C setting an advanced and innovative thermal balance system through passive dissipation with stable colour temperature of 3000° K (warm white) optimised to be used as general & accent lighting for commercial areas shop-windows and different indoor spaces. Designed for Installation on the TROLL triphasic track. Body built in extruded aluminium painted with high quality AXALTA coatings finished in black. Luminaire built-in a reflector made of high purity aluminium with an angle beam of 15°. Luminaire sets a 14 W LED source with CRI higher than 90 % and a chromatic dispersion lower than 3 SDCM. Luminaire sets a ball joint system which allows rotation 355° and tilting 90°. Fixture has a luminous flux of 1672 Lm, with an efficiency of 99.5 Lm/W and a total consumption of 16.8 W. The average life for the luminaire is 50000 h (established at a minimum flux of 70 % from the original). Luminaire built-in an auxiliary gear ON/OFF fed at 220-240V; 50/60 Hz.

Item code	11.1710.1311.04
Product type	IN
Category	Tracklights
Family	Luxcan
Subfamily	Luxcan C
Materials	Body built in extruded aluminium painted with high quality AXALTA coatings.
Optical system	Luminaire built-in a reflector made of high purity aluminium.
Installation instructions	Luminaire designed for Installation on the TROLL triphasic track.
Pictograms	   

#### Product

Real power (W)	16.8
Real luminous flux (Lm)	1672
Luminous efficiency (Lm/W)	99.5
Beam angle (°)	15
Life time (h)	50000
IP	20
Electrical class insulation	Class 1
Operating temperature	from -20°C to 35°C
Electrical feeding	220..240V, 50/60Hz
Colour	Black
Energy efficiency class	A+

#### Control gear

Control gear included	Yes
Control gear	Electronic Control Gear
Factor de potencia	0,98

#### Light source

Light source included	Yes
Light source	Led
Nominal power (W)	14
Nominal luminous flux (Lm)	1600
Average life time (h)	50000
Colour temperature (K)	3000
Current (mA)	400
Colour consistency (SDCM)	3
CRI	90

#### Photometry

Photometry

225mm x 85mm



Semiplanos C

180.0 — 0.0

Flujo 1493.31 lm  
Máximo 6410.06 cd/klm  
Posición C=0.000 G=0.000  
Rendimiento 100.000%  
Fecha: 12/25/2018  
Rotosimétrico

