

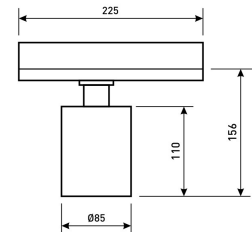


Dimensions

| | |
|-------------------------|-----------------|
| Product dimensions (mm) | ø85 x 156 |
| Packing dimensions (mm) | 270 x 145 x 120 |
| Net weight (g) | 627 |
| Gross weight (Kg) | 0,8 |

Scheme





Scheme



Monobloc cylindrical spotlight from the TROLL family Luxcan C.

DESCRIPTION

Monobloc cylindrical spotlight from the TROLL family Luxcan C setting an advanced and innovative thermal balance system through passive dissipation with stable colour temperature of 3000° K (warm white) optimised to be used as general & accent lighting for commercial areas shop-windows and different indoor spaces. Designed for installation on the TROLL triphasic track. Body built in extruded aluminium painted with high quality AXALTA coatings finished in black. Luminaire built-in a reflector made of high purity aluminium with an angle beam of 40°. Luminaire sets a 14 W LED source with CRI higher than 90 % and a chromatic dispersion lower than 3 SDCM. Luminaire sets a ball joint system which allows rotation 355° and tilting 90°. Fixture has a luminous flux of 1663 Lm, with an efficiency of 99 Lm/W and a total consumption of 16,8 W. The average life for the luminaire is 50000 h (established at a minimum flux of 70 % from the original). Luminaire built-in an auxiliary gear ON/OFF fed at 220-240V; 50/60 Hz.

| | |
|---------------------------|---|
| Item code | 11.1710.1341.04 |
| Product type | IN |
| Category | Tracklights |
| Family | Luxcan |
| Subfamily | Luxcan C |
| Materials | Body built in extruded aluminium painted with high quality AXALTA coatings. |
| Optical system | Luminaire built-in a reflector made of high purity aluminium. |
| Installation instructions | Luminaire designed for installation on the TROLL triphasic track. |
| Pictograms |     |

Product

| | |
|-----------------------------|--------------------|
| Real power (W) | 16,8 |
| Real luminous flux (Lm) | 1663 |
| Luminous efficiency (Lm/W) | 99 |
| Beam angle (°) | 40 |
| Life time (h) | 50000 |
| IP | 20 |
| Electrical class insulation | Class 1 |
| Operating temperature | from -20°C to 35°C |
| Electrical feeding | 220..240V, 50/60Hz |
| Colour | Black |
| Energy efficiency class | A+ |

Control gear

| | |
|-----------------------|-------------------------|
| Control gear included | Yes |
| Control gear | Electronic Control Gear |
| Factor de potencia | 0,98 |

Light source

| | |
|----------------------------|-------|
| Light source included | Yes |
| Light source | Led |
| Nominal power (W) | 14 |
| Nominal luminous flux (Lm) | 1600 |
| Average life time (h) | 50000 |
| Colour temperature (K) | 3000 |
| Current (mA) | 400 |
| Colour consistency (SDCM) | 3 |
| CRI | 90 |

Photometry

Photometry

225mm x 85mm



Semiplanos C

180.0 — 0.0

Flujo 1495.49 lm
Máximo 1966.67 cd/km
Posición C=0.00 G=0.00
Rendimiento 100.00%
Fecha: 11/25/2018
Rotométrico

