


Indirect LED luminaire for gridding ceilings 600 x 600 from the TROLL family SoftLight.

DESCRIPTION

Indirect LED luminaire for gridding ceilings 600 x 600 from the TROLL family SoftLight with stable color temperature of 3000° K (warm white) optimized for an effective general lighting of offices, schools, hospitals, commercial spaces, or architectural and equipped with an innovative thermal balance through passive cooling. Designed for ceiling recessed installation. The body of the luminaire is made of steel sheet with white finish. The luminaire is IP20. The luminaire sets a micro-prismatic polycarbonate diffuser with an beam angle of 90° and uses a 29.6 W LED light source with a color reproduction higher than 80% and a chromatic dispersion of 3 SMD. The luminaire has a luminous flux of 3578 Lm, with a luminous efficiency of 111.8 Lm / W (energy class A++), consuming a total power of 32 W. The useful life of the luminaire is 60000 h (established at a limit luminous flux of 80% L80B10). The luminaire is equipped with integrated electronic On/Off auxiliary equipment fed at 220-240V; 50/60 Hz

Item code	11.1805.4301.33
Product type	IN
Category	Recessed Luminaires
Family	Softlight
Subfamily	Softlight
Materials	Luminaire housing made of steel sheet, coated with powder paint resistant to UV.
Optical system	Optical system - micro prism diffuser made of polycarbonate.
Installation instructions	Luminaire designed for recessed installation in gridding ceilings. By using accessory 007/6060 can be installed in plaster ceilings also.

Pictograms

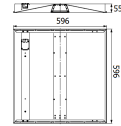


Dimensions

Product dimensions (mm)	596 x 596 x 55
Net weight (g)	3500
Gross weight (Kg)	4
Drilling hole (mm)	600 x 600

Scheme

Scheme



Product

Real power (W)	32
Real luminous flux (Lm)	3389
Luminous efficiency (Lm/W)	106
Beam angle (°)	90
Life time (h)	60000
IP	20
IK	04
Electrical class insulation	Class 1
Operating temperature	from 5°C to 30°C
Electrical feeding	220..240V, 50/60Hz
Colour	White
Energy efficiency class	A+
Diffuser	Micro-prismatic diffuser

Control gear

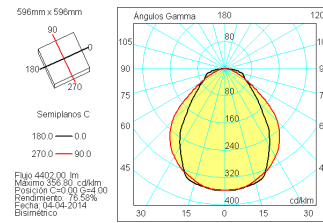
Control gear included	Yes
Control gear	Electronic Control Gear
Factor de potencia	0,95

Light source

Light source included	Yes
Light source	Led
Nominal power (W)	29,6
Nominal luminous flux (Lm)	4712
Average life time (h)	60000
Colour temperature (K)	3000
Colour consistency (SDCM)	3
CRI	80

Photometry

Photometry



Accessories

007/6060

Adapter frame to install visible profile
luminaire to a smooth non-modular. Drill
610x610.

Picture



Scheme

